
**Dental Clinic Information Management
System**

[AMA Healthcare LLP](#)

Mission

- Provide a user-friendly, competitive platform to contact the required medical service at the nearest location and make an informed choice.
- Better Patient Management by the Doctor fraternity.

Vision

- Reach out to the people at large with Relevant, Informed, Timely and Easy access to accurate Health Care Services across the country.
- Leveraging technology and e-commerce for a wide spread reach.

Introduction :

The Hospital Management System (HMS) is designed for Any Hospital to replace their existing manual, paper based system. This System targets to provide complete solution for Hospital and Health care services.

This System can be used in any Hospital, Clinic, Diagnostics or Pathology labs for maintaining patient details and their test results.

It Integrates the entire Resources of a Hospital into One Integrated Software Application.



Features :


Useful for

1. Large, Medium Hospitals and Nursing Homes.
2. Physicians, Surgeons, Gynecologist.

Generate Prescriptions in less than 60 seconds.

Multi-user, LAN, Online and Offline Compatible
Compatible with any Windows 7 or higher version.
SMS Facility.

Patient ID card with barcode for Patient ID



Benefits :

Minimize hand written work from admission to Discharge of patient and Final Billing.

It helps you to minimize your repeated works and take care of the complete functionality of your hospital.

It is huge time saver and really facilitates proper communication among the management, staff and the patient parties.

Daily collection report.



Our Clients



Acharya Shree Nanesh Hospital

Address: Plot No 34, 37,
Artist Village, Sector 8A,
CBD Belapur, Navi Mumbai,
Maharashtra - 400614

Our Clients



The India clinic

Address: Shop No.10, C.P. Tank,
Khadilkar Rd, Charni Road East,
Khandiwadi, Narayanwadi, Girgaon,
Mumbai, Maharashtra - 400004

Our Clients



The clinic

Address: 3, Rajat Apartment,
Mount Pleasant Road,
Malabar Hill, Mumbai,
Maharashtra - 400006

Our Clients



Stoma Advanced Dental Care

Address: 2nd Floor, Bombay Mutual
Terrace, 534, Sandhurst Bridge,
Sardar Vallabhbhai Patel Rd,
Gamdevi, Mumbai,
Maharashtra - 400007

Modules:

Appointment

Billing

Doctor

Income & Expense

OPD

Patient

Inventory

Reports

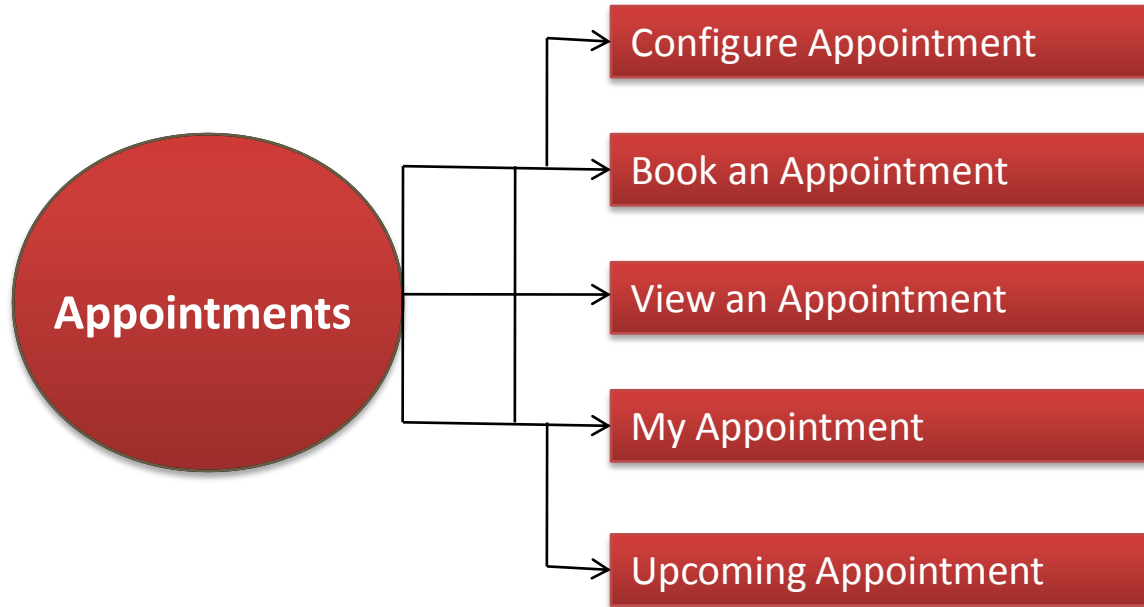
Setting

Communication

IP TV

Patient Counseling

Appointment Module



1.Appointment

1.Configure an Appointment :

Here we can create the availability timings of a doctor.

Doctor wise appointment scheduling.

Daily, Weekly & Monthly Appointment scheduler.



The screenshot shows a software interface for configuring an appointment. The interface is split into two main sections: 'Patient Detail' and 'Appointment Detail'. The 'Patient Detail' section includes fields for Billing Group, Contact Group, Refer From, First Name, Middle Name, Last Name, Sex, and DOB. The 'Appointment Detail' section includes fields for Doctor Name, Start Date, End Date, Address, Area, City, Pin Code, State, Country, Category, Purpose, and Status. There are 'Save' and 'Delete' buttons at the bottom right.

1.1Appointment

1.1.1.Book An Appointment :

Appointment SMS alerts to Patients.

Doctor wise appointment scheduling.

We can get Existing Patient Details and can able to create the new patient detail.



Appointment

Filter

Nov 19 - 25 2018

Week 47/48 Today 19 Tue 20

All Day

08:00

Morning 09:00 Anmol

Afternoon 10:00

Afternoon 11:00

Afternoon 12:00

Afternoon 01:00

Evening 02:00

Evening 03:00

Patient Detail

Billing Group : High hyperope

Contact Group : Doctor

*Refer From : Dr. Zahir Khwaja

*First Name : Mr. Ashish

Middle Name : D

Last Name : Yadav

Sex : Male

DOB :

Address : Kalyan

Area : Kalyan

City : Kalyan

Pin Code : 400048

State : Maharashtra

Country : India

Appointment Detail

*Doctor Name : Dr. Chintan Patel

*Start Date : 19/11/2018 12 09 PM

*End Date : 19/11/2018 12 39 PM

Check Availability | View Blocking

Available

*Category : New Registration

Purpose : Consultation

Status : Confirm

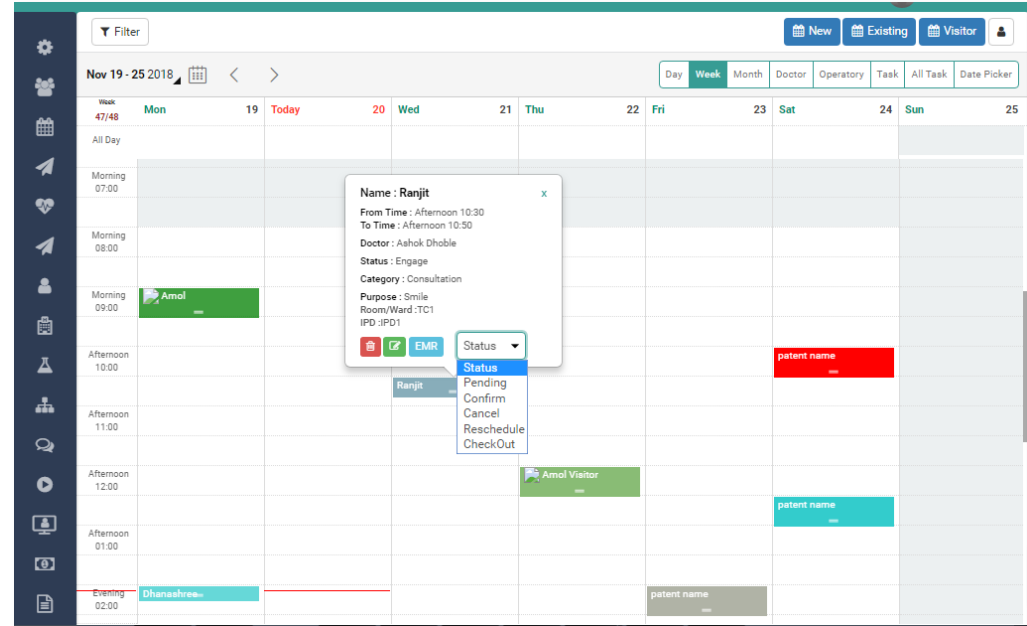
Save Delete

1.2Appointment

1.2.View an appointment :

In this screen we can view the Booked Appointment and Patient Details.

We can able to complete & cancel an appointment with cancellation reason.

A screenshot of a medical appointment scheduling software interface. The main view is a calendar grid for the week of November 19-25, 2018. The grid shows time slots from All Day to Evening 02:00. Various appointments are scheduled, including one for 'Amol' at 09:00 and another for 'Ranjit' at 10:00. A modal window is open over the 'Ranjit' appointment, displaying details: Name: Ranjit, From Time: Afternoon 10:30, To Time: Afternoon 10:50, Doctor: Ashok Dhoble, Status: Engage, Category: Consultation, Purpose: Smile, Room/Ward: TC1, IPD: IPD1. A 'Status' dropdown menu is open, showing options: Pending, Confirm, Cancel, Reschedule, and CheckOut. The interface includes a top navigation bar with 'New', 'Existing', and 'Visitor' buttons, and a left sidebar with various icons for navigation.

1.3Appointment

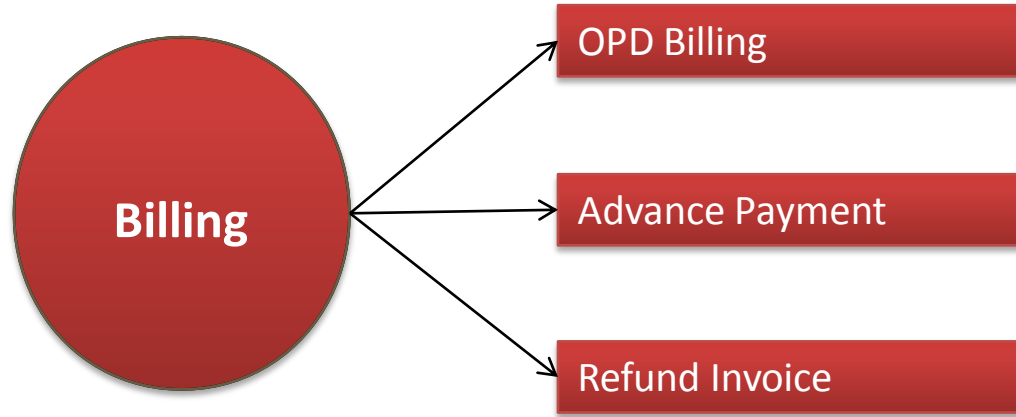
1.3.Upcoming Appointments :

In this screen we can view the upcoming appointment details.



The screenshot shows a medical appointment scheduling interface. At the top, there is a 'Filter' button and a 'Latest Schedule' dropdown. The main area is a calendar for 'Nov 19 - 25 2018' with tabs for 'Day', 'Week', and 'Month'. The calendar grid shows appointments for various times: 09:00 (Amol), 10:00 (Raju, Ranjit), 11:00 (Raju), 12:00 (Amol Visitor), 01:00 (Amol Visitor), 02:00 (Dhanashree, patient name), 03:00 (Amol Visitor), and 04:00 (Amol Visitor). On the right, there is a 'Today' and 'Recent' section with a 'Search Patient' field. The 'Today' section lists appointments for 4:30 PM (Ulhas Others) and 7:00 PM (Preeti Reports Review). The 'Recent' section lists an appointment for 10:30 AM (Raju Postop 1 month). At the bottom, there are icons for settings, home, calendar, location, heart, location, person, clipboard, flask, group, chat, play, monitor, and document.

2. Billing



2.1.Billing

2.1.OPD Billing :

- *One screen OPD patient Entry.
- *Re-view previous visits and records.
- *Print bill quickly for Visit charges.
- *Supports predefined price list for type of patients.
- *Can able to make print of Bill report.
- *Can store bill report in hard and soft copy.

Module for maintaining ADVANCE Payment, DISCOUNT, REFUND, BILLING SUMMARY records and data related to that.

2.1.OPD Billing

Patient 2019-37604 Amol Kolte | 30 yrs 7 | DOB : 06-06-1988 [Edit](#) | Advance Amount : ₹ 0.00 | Bill Amount : ₹ 25270.00 | Paid Amount : ₹ 15460.00 | Due Amount : ₹ 9810.00

Today Recent **All**

Search Patient

- 11:00 AM Amol Kolte 09/01/2019
Ashok Dhoble
Dr. Ashok Dhoble
Consultation
- 9:45 AM Amol Kolte 10/01/2019
Ashok Dhoble
Dr. Ashok Dhoble
Consultation
- 12:00 PM Amol Kolte 10/01/2019
Ashok Dhoble
Dr. Vasant Dani
Follow up Visit
- 12:26 PM Amol Kolte 11/01/2019
Vasant Dani
Dr. Ashok Dhoble
Counselling and Billing
- 2:46 PM Amol Kolte 06/02/2019
Ashok Dhoble
Dr. Ashok Dhoble
Health Check UP
- 11:00 AM Prashant Test Test 06/02/2019

E-Document

Prescription

OPD

BD Syringe 5ml
0-0-0-1 After Dinner
for 1 Week

Complaints

General History

pain

Timeline

	All	V1 - 09/01/2019	V2 - 10/01/2019	V3 - 11/01/2019	V4 - 06/02/2019
Prescription					
E-Document					
Vital Signs					
Apt History					
Billing					
Receipt					

[← Back](#)

Capture Image

Visit :

Refer :

▶ Follow up

▶ Summary

▶ History

▶ Vital

▶ Prescription

▶ Treatment Card

▶ Charting

▶ Billing

▶ Payment

▶ Refund

▶ Communication

▶ Notes

▶ EDocument

2.1.OPD Billing

Patient: 2018-2 Amol S Kolte | 31 yrs 0 | DOB: [Edit](#) Advance Amount : ₹ 6750.00 Bill Amount : ₹ 41231.00 Paid Amount : ₹ 35045.00 Due Amount : ₹ 6186.00

Bill: Cash | OPD Bill book | Dr.Sayli patil | [Save Bill](#) [Save and Pay](#) [Cancel](#)

Bill Date : 16/11/2018 [Edit](#) Bill From : OPD Visit : 2-16/11/2018 [Services](#) [Add Custom item](#)

Description	Unit/Day	Unit Cost	Discount		Sub Total	DOS From	DOS To
ADC	1	500	0	%	₹ 500	<input type="text" value="Date From"/>	<input type="text" value="Date To"/>
OPD Charges	1	100	0	%	₹ 100	<input type="text" value="Date From"/>	<input type="text" value="Date To"/>
Bilirubin	1	900	100	Rs	₹ 800	<input type="text" value="Date From"/>	<input type="text" value="Date To"/>
X-ray	1	500	0	%	₹ 500	<input type="text" value="Date From"/>	<input type="text" value="Date To"/>
Soft Putty Batch Batch01	1	2055.0	0	%	₹ 2240	<input type="text" value="Date From"/>	<input type="text" value="Date To"/>
Consulting Dr. Zahir Khwaja	1	500	0	%	₹ 500	<input type="text" value="Date From"/>	<input type="text" value="Date To"/>

Additional Notes...

Total Cost ₹ 5655 - Total Discount ₹ 100 Additional Discount + Total Tax ₹ 185 = Grand Total ₹ 5740

SGST 9% ₹ 185

Bill Print

Shows the image on screen of the actual bill that will be printed.

Bill Print amolkolte88@gmail.com [Send Email] [Print] [Close]

Bill
Date : 16/11/2018
No : Bill2018-102

SNo. : Patient2018-2
Patient Name : Amol S Kolte
Male 31 yrs 183 cms
Email : amolkolte88@gmail.com
Mobile : 9422944903
Address : Kalyan
Medical History : General history prescribe

Admission No. : Hos-4
Incharge Doctor : Mr. Anurag Dixit
Referral Doctor : Dr.Sayli patil

Description	Unit/Day	Amount	Discount	Tax	Sub Total	DOS
Abscess - Drainage	1	₹ 550.00	₹ 0.00		₹ 550.00	
Abscess - Pericoronal Flap Excision	1	₹ 550.00	₹ 0.00		₹ 550.00	
ADC	1	₹ 500.00	₹ 0.00		₹ 500.00	
OPD Charges	1	₹ 100.00	₹ 0.00		₹ 100.00	
Bilirubin	1	₹ 900.00	₹ 100.00		₹ 800.00	
X-ray	1	₹ 500.00	₹ 0.00		₹ 500.00	
Soft Putty	1	₹ 2055.00	₹ 0.00	SGST 9.00 ₹ 185.00	₹ 2240.00	
Consulting of Dr. Zahir Khwaja	1	₹ 500.00	₹ 0.00		₹ 500.00	

Note :

Total Amount : ₹ 5655.00
Item Discount : ₹ 100.00
Total Tax : ₹ 185.00
Total Payable Amount : ₹ 5740.00

PM 20/11/2018 Receipt [Icons] Visit Report

Receipt Print

Shows the image on screen of Receipt that will be printed.

Receipts Print

amolkolte88@gmail.com

Send Email Print Close

Date : 22/11/2018
No : Rec2018-53
Bill No : Bill2018-102

SNo. : Patient2018-2
Patient Name : Amol S Kolte
Male 31 yrs 183 cms
Email : amolkolte88@gmail.com
Mobile : 9422944903
Address : Kalyan
Medical History : General history prescribe

Admission No. : Hos-4
Admission Date : 17/11/2018
Discharge Date : Not yet Discharged
Incharge Doctor : Mr. Anurag Dixit
Referral Doctor : Dr.Sayli patil

Description	Unit	Amount	Discount	Tax	Sub Total	DOS
Abscess - Drainage	1	₹ 550.00	₹ 0.00	₹ 0.00	₹ 550.00	
Abscess - Pericoronal Flap Excision	1	₹ 550.00	₹ 0.00	₹ 0.00	₹ 550.00	
ADC	1	₹ 500.00	₹ 0.00	₹ 0.00	₹ 500.00	
OPD Charges	1	₹ 100.00	₹ 0.00	₹ 0.00	₹ 100.00	
Bilirubin	1	₹ 900.00	₹ 100.00	₹ 0.00	₹ 800.00	
X-ray	1	₹ 500.00	₹ 0.00	₹ 0.00	₹ 500.00	
Soft Putty	1	₹ 2055.00	₹ 0.00	₹ 185.00	₹ 2240.00	
Consulting Of Dr. Zahir Khwaja	1	₹ 500.00	₹ 0.00	₹ 0.00	₹ 500.00	

Payment Details

Pay Mode : Credit Card
Tranction No : 789456123

Total Bill Amount : ₹ 5740.00
Total Discount : ₹ 100.00
Paid Amount : ₹ 5740.00
Total Paid Amount : ₹ 5740.00

PM 20/11/2018 Receipt Visit Report

Billing Summary Record :

Patient: 2018-2 Amol S Kolte | 31 yrs 0 | DOB: [Edit](#) Advance Amount : ₹ 6750.00 Bill Amount : ₹ 70971.00 Paid Amount : ₹ 64785.00 Due Amount : ₹ 6186.00

Billing							Back
Bill No.	Total Amt	Paid Amt	Refund Amt	Balance Amt	Status	Action	
Bill2018-18	₹ 76.00	₹ 0.00	₹ 0.00	₹ 76.00	Pending	Edit Cancel Delete Pay	
Bill2018-26	₹ 2000.00	₹ 2000.00	₹ 0.00	₹ 0.00	Completed		
Bill2018-83	₹ 2760.00	₹ 760.00	₹ 0.00	₹ 2000.00	Pending	Edit Cancel Pay	
Bill2018-84	₹ 1200.00	₹ 1200.00	₹ 1200.00	₹ 0.00	Cancelled		Visit :
Bill2018-85	₹ 1750.00	₹ 1750.00	₹ 1750.00	₹ 0.00	Cancelled		Refer :
Bill2018-86	₹ 5305.00	₹ 5305.00	₹ 0.00	₹ 0.00	Completed		Follow up
Bill2018-102	₹ 5740.00	₹ 5740.00	₹ 0.00	₹ 0.00	Completed		Summary

Timeline					
	V1 - 15/11/2018	V2 - 16/11/2018	V3 - 19/11/2018	V4 - 17/11/2018	V5 - 22/11/2018
Prescription					
Vital Signs					
Apt History					
Billing					
Receipt					

- ▶ Initial Assessment
- ▶ ROS
- ▶ Results
- ▶ Exam
- ▶ RX
- ▶ Nursing Care
- ▶ Ventilator

2.2.Advance Payment

Advance Payment : Here you can make take advance payment.

Pay from Invoice : Here you can pay from pending invoice.

Patient2018-2 Amol S Kolte | 31 yrs 0 | DOB: Edit Advance Amount : ₹ 6750.00 Bill Amount : ₹ 70971.00 Paid Amount : ₹ 64785.00 Due Amount : ₹ 6186.00

Add Payment

Cancel

₹ ₹

Advance Payment Pay from Invoice

Patient2018-2 Amol S Kolte | 31 yrs 0 | DOB: Edit Advance Amount : ₹ 6750.00 Bill Amount : ₹ 70971.00 Paid Amount : ₹ 64785.00 Due Amount : ₹ 6186.00

Pay From Invoice

Make Payment Back

Receipt No : Rec/2018/Patient2018-2/101 Receipt Date : 30/11/2018

Bill Number : Bill2018-18 Bill Date : 2018-11-16

Product & Services	Unit	Unit Cost	Discount	Tax	Total	Paid Amount	Due Amount
Dipti Articulating Paper Blue	1	₹ 38.14	₹ 0.00	₹ 0.00	₹ 38.00	₹ 0.00	₹ 38.00

Notes :

Dipti Articulating Paper Blue ₹ 38.00 adjustan

Description :

Advance Amount : ₹ 6750

Pay From Advance :

Total Payable : ₹ 76

Pay Now :

Pay From Advance + Pay Now : ₹ 0.00

Due After Payment : ₹ 76.00

Pay from Item

Total Cost	Total Discount	Total Tax	Paid Amount	Due Grand Total
₹ 76.00	- ₹ 0.00	+ ₹ 0.00	- ₹ 0	= ₹ 76

2.3.Refund Payment

Refund from Advance : Here you can make refund against advance payment.

Refund against Invoice : Here you can refund against invoice.

Patient:2018-2 Amol S Kolte | 31 yrs 0 | DOB: Edit Advance Amount : ₹ 6750.00 Bill Amount : ₹ 70971.00 Paid Amount : ₹ 64785.00 Due Amount : ₹ 6186.00

Refund Payment

Cancel

₹ Refund From Advance ₹ Refund Against Invoice

Patient:2018-2 Amol S Kolte | 31 yrs 0 | DOB: Edit Advance Amount : ₹ 6750.00 Bill Amount : ₹ 70971.00 Paid Amount : ₹ 64785.00 Due Amount : ₹ 6186.00

Refund Against Invoice

Refund Payment Back

Receipt Date :
22/11/2018

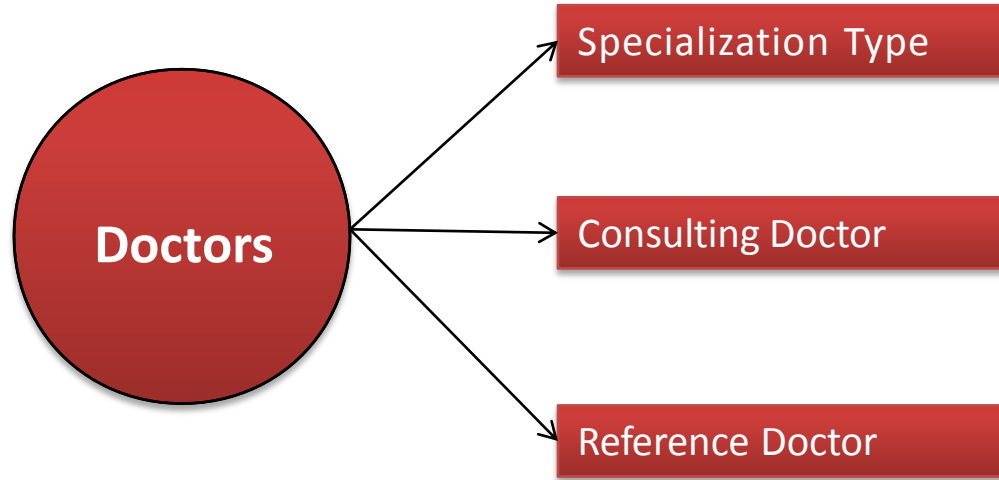
Invoice No	Product & Services	Total Amount	Refunded Amount	Refund Now Amount	Remaining Amount	Remark
Bill2018-26	1. Butanone GC 2. X-ray	2000.00	0.00	2000	0	Refund

Total Refund ₹ 2000.00 Return Type : Refund Wallet

OPD Bill book BillBook (26653 Rs.) Cash

Payment Remark: Remark...

3.Doctors



3.Doctors

3.1.Specialization Type :

























In this screen we can add, edit and delete the specialization details.

Location Department Provider/Employee Student Qualification **Specialization** Patient Contact Group Designation Prefix Contacts Shift Area Parking Membership Role

Rights Referred By Referred To

Specialization 26 Result(s) Items Per Page : 50 Search Add Specialization

Location : Sub Location : Reset

SNo.	Name/Description	Image	Action
1	Internal Medicine	No Image Available	  
2	Orthopedics	No Image Available	  
3	Cardiology	No Image Available	  
4	Urology	No Image Available	  
5	Diabetology	No Image Available	  
6	Nephrology	No Image Available	  
7	Medical Oncology	No Image Available	  
8	Surgical Oncology	No Image Available	  

3.Doctors

3.2.Consulting Doctor :

In this screen we can add, edit and delete the consulting doctor details.

The screenshot displays a software interface for managing doctors. The main window is titled 'Provider/ Employee' and features a search bar with the text 'Name/Mobile/Email' and a dropdown menu set to 'Doctor'. Below the search bar is a table listing providers with columns for SNo., Provider/ Employee Type, Name, Mobile, and Email. The table contains 9 rows of data. An 'Add Provider/ Employee' modal is open on the right, containing various input fields for adding a new provider.

SNo.	Provider/ Employee Type	Name	Mobile	Email
1	Doctor	Mr. Ashok Dhole Oral surgery	9167320262	priti...
2	referral doctor	Dr. Neeti Salvi Oral surgery	9167320262	priti...
3	Doctor	Dr. Zahir Khwaja Periodontics		zahir...
4	Doctor	Mr. Dr. Hasmukhkumar Jain Periodontics	9969992222	mint...
5	Assistant	Miss. Preeti		para...
6	Nurse	Dr. Anand Kumar		anan...
7	Lab assistant	Dr. Chintan Patel		chint...
8	Doctor	Dr. Sonal Ahuja Oral medicine		sona...
9	Doctor	Dr. Devang Soni Oral surgery		

Add Provider/ Employee

Role : Doctor
Doctor Category : Consultant, Refer Consultant
Provider/ Employee Type : Doctor
Specialization : Endodontic
Name : Dr. Anil Chopra
Mobile No : 9167320262
Email ID : dranilchopra@gmail.com
Address 1 : Charni Road Mumbai
Country : India
State :
City :
Save Close

3. Doctors

3.3.Reference Doctor :

Here you can create Reference doctors for the Hospital & can able to save the commission also.

The screenshot displays a web application interface for managing reference doctors. The main area shows a table of existing doctors, and a modal form is open for adding a new one.

Referred By Table:

SNo.	Group Name	Name	Mobile	Email
1	Lawyer	vilas	98254678	
2	Lawyer	ftjtdjfrt	9869138742	
3	Lawyer	bzchsbvh	986918579	
4		Global Dental Lab	8879674893	
5		Global Dental Lab		
6	Self	Self		
7		Miss. Dr.Sonali Pardeshi	9619037655	sonalip
8		Dr.Sayli patil	9422944903	
9	Agent	Dr.Vivek	9167320262	vivek@g
10	Agent	Mr. Anurag	8879115363	it@ida
11	Agent	Kirti	9874747474	kirti@g
12	Agent	Priti	9969485214	priti@g
13	Agent	Sonali Pardeshi	9619037655	sonalip
14	Agent	Mr. Arnol	9167320262	amolko
15	Agent	Shraddha	9167320262	

Add Referred By Form:

Refer From Refer To Panel Doctor

Name : Mobile No :

Alternet Mobile No: Email ID :

Gender: Address 1 :

Address 2 : Country:

State : City :

Marital Status : Aadhar No :

4. Income & Expense



4. Income & Expense

4.1. Ledger Group :

Here is to create Ledger Group.

The screenshot displays a software interface for managing ledger groups. On the left, a table lists existing ledger groups with columns for SNo., Group Name, and Under. On the right, a modal form titled 'Ledger Groups' allows for creating a new group. The form includes a dropdown for 'Ledger Category', a text input for 'Group Name', and a checkbox for 'Is Admin'. 'Save' and 'Close' buttons are at the bottom of the modal.

SNo.	Group Name	Under
1	Purchase Expense	Expense
2	Refund Expense	Expense
3	BillBook	Income
4	Referral Comission	Expense
5	Mutual Funds	Investment
6	Clinic Maintances	Expense
7	Electric Bill	Expense
8	Mobile Bill	Expense
9	Direct Transfer	Income Transfer
10	Staff Salary	Expense
11	Loans & Advances (Asset)	Investment
12	Deposits (Asset)	Investment
13	Cash in Hand	Income
14	Bank Accounts	Income
15	Unsecured Loans	Loan
16	Secured Loans	Loan
17	Bank OD A/c	Loan

Ledger Groups

Ledger Category : All

Ledger Category :

Select

Group Name :

Is Admin

Save Close

4.Income & Expense

4.2.Bank Details :

In this screen we can enter the types of Expenses for the hospital. ex:1.Hospital rent 2.Electrical charges etc. and we can enter the bank details of respective ledger group.

Financial Year Doctor Category Services Calculation Add On Services Offers Tax Billing Group Packages Clinic Membership Ledger Group Ledger Billing tab Commission

Group Amount Payment Status Common Rate

Ledger Save Close

Name : OPD Bill book

Under : BillBook

Bank Account Details

A/C Type : |

A/C Holders Name :

A/C No. :

IFS Code :

Bank Name :

Branch :

Mailing Details

Name :

Address :

Country :

State :

Pincode : 0

Tax Registration Detail

PAN/IT No. :

GSTIN/UIN :

Provide Bank Details :

4. Income & Expense

4.3. Income List :

It's the list of headers of income made in the Hospital.

Add Voucher Cancel

Year : 2018-2019 * Date : 01/11/2018 * Voucher Type : Income

* Sub Type : Direct Incomes * To : IPD Bill Book * Credit : 15000 Narration :

Current Bal : ₹ 56966.55

4. Income & Expense

4.4. Expense List :

It's the list of headers of expenses made by the Hospital.

Add Voucher Cancel

Year : 2018-2019 * Date : 01/11/2018 * Voucher Type : Expense

* Sub Type :	* By :	* Income Type :	* To :	* Debit :	Narration :
Direct Expenses	IPD Bill Book Current Bal : ₹ 75155.55	BillBook	Patient Refund Current Bal : ₹ 15210.00	605	<input type="text"/>

4. Income & Expense

4.5. Ledger Report :

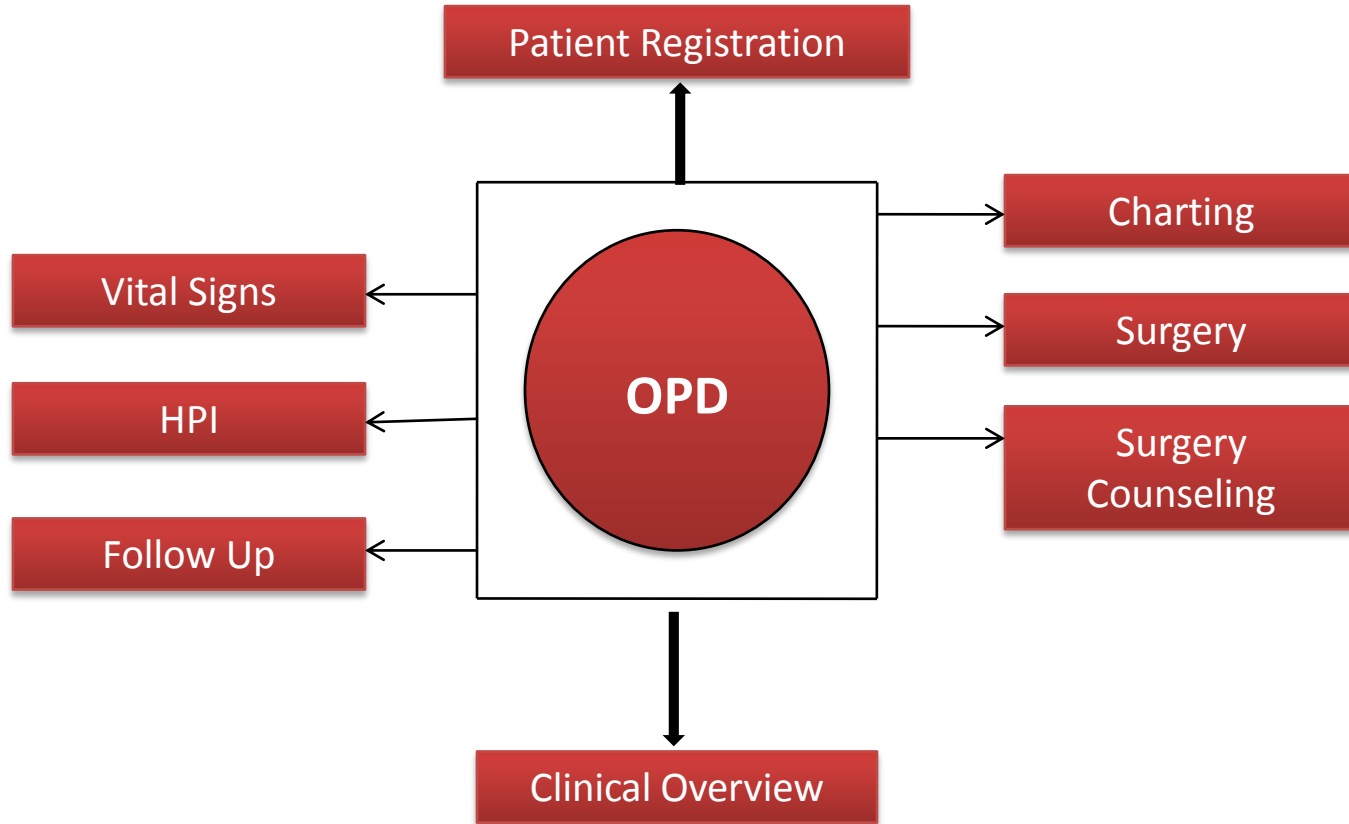
Voucher History Add Voucher

2018 - 2019 Month : November

Income	Expense	Loan	Investment
₹ 409784.00	₹ 655824.45	₹ 0.00	₹ 0.00

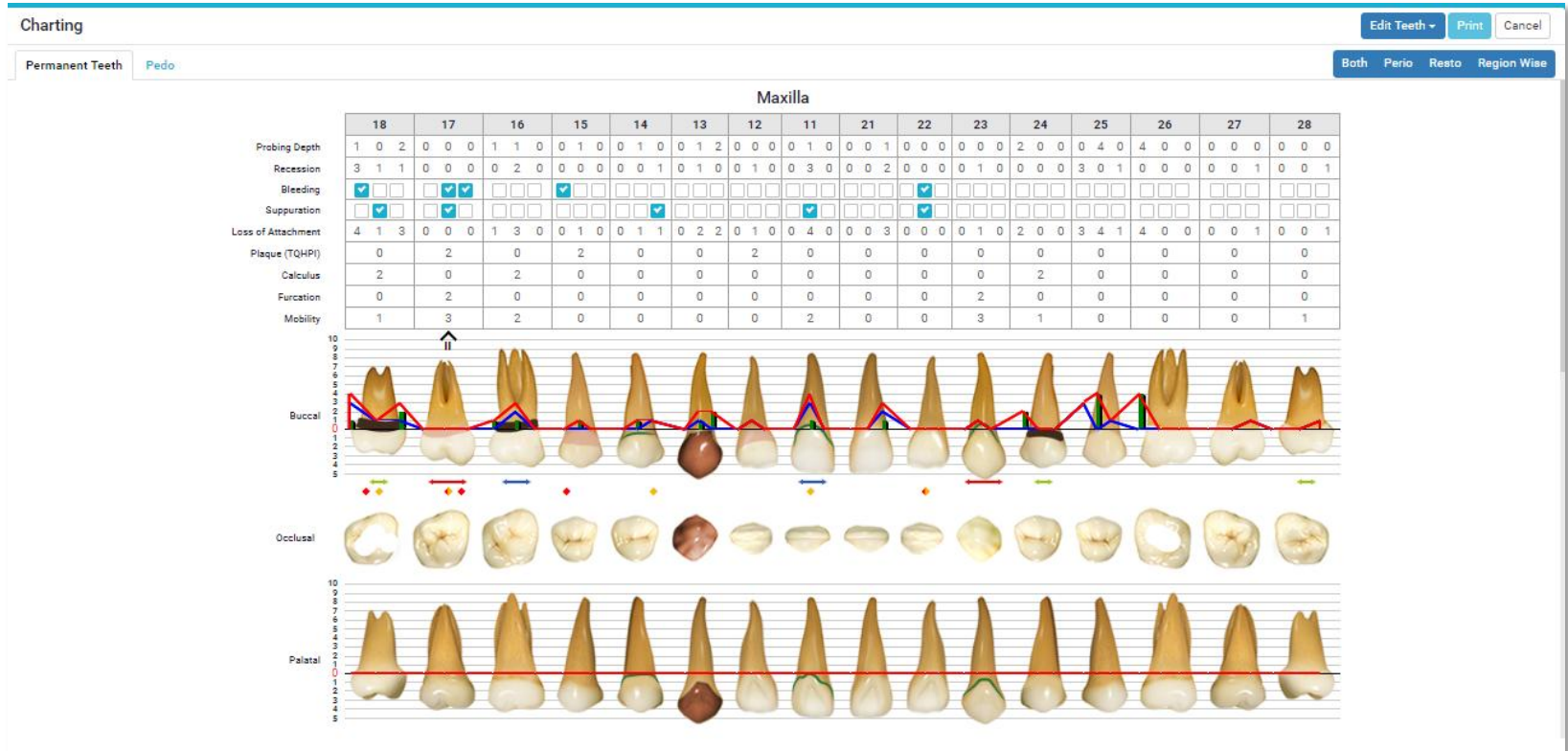
	Total Credit	Total Debit	Total Available Balance	
Direct Incomes	IPD Bill Book	₹ 2666.00	₹ 2216.00	₹ 450.00
	OPD Bill book	₹ 43556.00	₹ 42115.00	₹ 1441.00
	Lab Bill Book	₹ 5603.00	₹ 428.00	₹ 5175.00
	Inventory bill book	₹ 10646.00	₹ 10646.00	₹ 0.00
	Vivek Bill book	₹ 8275.00	₹ 2000.00	₹ 6275.00
BillBook	IPD Bill Book	₹ 245173.00	₹ 169412.45	₹ 75760.55
	OPD Bill book	₹ 73335.00	₹ 48832.00	₹ 24503.00
	Lab Bill Book	₹ 7940.00	₹ 0.00	₹ 7940.00
	Inventory bill book	₹ 12590.00	₹ 0.00	₹ 12590.00
Total :			₹ 409784.00	

5.OPD



5.OPD

5.1.Perio Charting :



5.OPD

5.1.Resto Charting :

Charting

Findings Treatment Defects Permanent Teeth Peds

Select All Teeth View Treatment Save Both Perio Resto Region Wise

Search

- General
- Endodontics
- Prosthodontics - Fixed
 - Bridge
 - All Ceramic
 - Crown
 - Acrylic
 - All Ceramic
 - Ceramic Veneer Metal
 - Ceramo Metal
 - Polycarbonate
 - Resin Veneer Metal
 - Stainless Steel
 - Isosit Veneer Metal
- Prosthodontics - Removable
- Oral Surgery
- Past Treatments

Buccal

Occlusal

Palatal

Mandible

Lingual

Occlusal

Buccal

The screenshot displays a dental charting application. On the left is a sidebar with a search bar and a list of treatment categories: General, Endodontics, Prosthodontics - Fixed (with sub-categories for Bridge and Crown), Prosthodontics - Removable, Oral Surgery, and Past Treatments. The main area shows a grid of 14 teeth for each quadrant. The top quadrant is the Maxilla, and the bottom is the Mandible. Each quadrant has four views: Buccal, Occlusal, Palatal (for Maxilla) or Lingual (for Mandible), and another Buccal view. The teeth are arranged in a grid, and various colored lines and markers are overlaid on them to indicate treatments or defects. At the top right, there are buttons for 'Edit Teeth', 'Print', and 'Cancel'. Below the main grid, there are buttons for 'Select All Teeth', 'View Treatment', 'Save', and 'Both'. At the bottom right, there are buttons for 'Perio', 'Resto', and 'Region Wise'.

5.OPD

5.1.Pedo Charting :

Charting

Edit Teeth Print Cancel

Finding Treatment Defects Permanent Teeth **Pedo**

Region Wise Save

Search

- General
- Endodontics
- Prosthodontics - Fixed
- Prosthodontics - Removable
- Oral Surgery
- Past Treatments

Maxilla

			55	54	53	52	51	61	62	63	64	65		
--	--	--	----	----	----	----	----	----	----	----	----	----	--	--

Buccal

Occlusal

Lingual

Mandible

Lingual

5.OPD

5.1.Treatment Card :

Patient: 2019-22 abs bsnd bdsndsb | 50 yrs 0 | DOB: [Edit](#) | Advance Amount : ₹ 0.00 | Bill Amount : ₹ 1470.00 | Paid Amount : ₹ 1470.00 | Due Amount : ₹ 0.00

Chair Side | Doctor : Mr/DrAshish Yadav | Assistant : Mr/DrAshish Yadav | [Print](#) [Save](#) [Cancel](#)

Resto | **Pedo** | Region

UR

LR

Treatment Card

Visit Date	Tooth	Finding	Treatment Plan	Work
06/02/2019	32		<input checked="" type="checkbox"/> Implant - Complete Denture ₹ 100	07/02/2019 No Work done

All | V1-30/01/2019 | V2-06/02/2019

- General
 - Abrasion - Mild
 - Abrasion - Moderate
 - Abrasion - Severe
 - Alveolar bone resorption Mild
 - Alveolar bone resorption Moderate
 - Alveolar bone resorption Severe
 - Appical Third Root Piece
 - Attrition - Mild
 - Attrition - Moderate
 - Attrition - Occlusal facets Mild
 - Attrition - Occlusal facets Moderate
 - Attrition - Occlusal facets Severe
 - Attrition - Severe
 - Buccally Inclined
 - Caries - Class I Buccal

5.OPD

5.1.Rx:

Patient 2019-37604 Amol Kolte | 30 yrs 7 | DOB : 06-06-1988 [Edit](#) | Advance Amount : ₹ 0.00 | Bill Amount : ₹ 25270.00 | Paid Amount : ₹ 15460.00 | Due Amount : ₹ 9810.00

Prescription

Use Previous Visit Data : Doctor : Assistant :

* Medicine

Drug Name	Frequency	Duration	Instruction	Quantity	Unit	Action
<input type="text" value="Enter Drug Name"/>	<input type="text" value="Enter Frequency"/>	<input type="text" value="Enter Duration"/>	<input type="text" value="Enter Instruction"/>	<input type="text" value="Quantity"/>	<input type="text" value="Enter Unit"/>	<input type="button" value="+"/>
BD Syringe 5ml	0-0-0-1	1 Week	After Dinner	1	µg/ml	<input type="button" value="🗑"/>

* Life Style

All | V1-09/01/2019 | V2-10/01/2019 | V3-11/01/2019 | V4-06/02/2019

5.OPD

5.2.Surgery :

Here you can schedule surgery timings & doctor for a Surgery.

General CCF CXL ICL LRS Lock Submit Close

IPD Details

IPD No: DOA: DOD: Body Part: DOS:

Apt Time: TOS (24 Hour): SR-T: Status:

Operation Theater

OT1 OT2

Surgery Details

Surgeon: Assistant: Circulating Assistant: Anesthetist:

Diagnosis:

Procedure Planned:

OT Notes: Remarks: Complications:

5.OPD

5.3.Surgery Counseling :

In this screen we do the counseling of surgery.

Counseling DOC: 11/12/2018 Status: In Progress Doctor: Dr. Zahir Khwaja Assistant: Dr. Zahir Khwaja Save Close

	Right	Left
Clinical remarks :		
PAM :		
Systemic Remarks :		
Extras :		
Prognosis :		
Anesthesia :		
Procedure Type :		
Procedure Cap :		

Counseling Budget

Budget :

Add Item :

<input type="checkbox"/> Package 09	₹ 3300
Butanone GC	1 × 1500
Bilirubin	1 × 900
TOTAL LEUCOCYTES COUNT	1 × 100
LYMPHOCYTE PERCENTAGE	1 × 150
MONOCYTES	1 × 650
<input type="checkbox"/> Package 10	₹ 5500
Butanone GC	1 × 1500
TOTAL LEUCOCYTES COUNT	1 × 100
NEUTROPHILS	1 × 100
LYMPHOCYTE PERCENTAGE	1 × 150
MONOCYTES	1 × 650
EOSINOPHILS	1 × 1500
BASOPHILS	1 × 100
NEUTROPHILS - ABSOLUTE COUNT	1 × 1400

Cost of Procedure :

Discount : Type : % Off :

Final Amount :

5.OPD

5.4.Vital Signs :

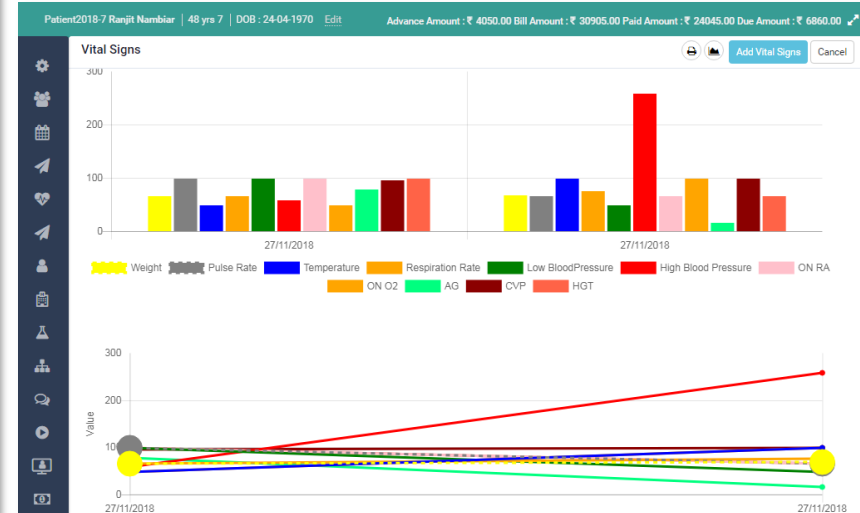
In this screen we measure Vital Sign. As per readings auto graph generated.

Patient: 2018-7 Ranjit Nambiar | 48 yrs 7 | DOB: 24-04-1970 | Edit | Advance Amount : ₹ 4050.00 Bill Amount : ₹ 30905.00 Paid Amount : ₹ 24045.00 Due Amount : ₹ 6860.00

Vital Signs

Date: 27/11/2018

Vitals ↓	27/11/2018		
Time	12:30PM		3:30PM
BMI	23.05 Normal		24.11 Normal
Blood Pressure (mmHg)	98 ↓ 58 ↑ Abnormal		48 ↓ 259 ↑ Abnormal
Blood Sugar (mg/dl)	Fasting	Post Lunch	Random
	65	78	85
Pulse Heart Beats (per minute)	98		65
Temperature (°c)	48		98
Respiration Rate (bpm)	65 Abnormal		75 Abnormal
SPO2	98 ↓ 48 ↑	65 ↓ 98 ↑	
AG(cm)	78		15
CVP(cm)	95		98
HGT	98		65
Measure By	Mr. Ashok Dhole		Dr. Neeti Salvi
Action	<input type="checkbox"/> <input type="checkbox"/>		<input type="checkbox"/> <input type="checkbox"/>



5.OPD

5.5.HPI:

Here are the details of Initial Assessment of patient. (HPI)

The screenshot displays a web-based medical application interface for an Initial Assessment. The top header shows the title "Initial Assessment" and dropdown menus for "Doctor : Mr. Ashok Dhoble" and "Assistant : Mr. Ashok Dhoble", along with "Save" and "Cancel" buttons. Below the header, a breadcrumb trail reads "INITIAL ASSESSMENT AND PLAN OF CARE-1".

The main content area is divided into three sections, each with a rich text editor toolbar:

- Presenting Complaints with Duration:** A large text area for entering the patient's current symptoms.
- History of Presenting Complaints:** A text area for detailing the progression and duration of the symptoms.
- Allergies:** A text area for recording any known allergies.

At the bottom of the interface, there are three expandable sections, each with a downward arrow icon:

- Disease
- Personal History
- General Examination

5.OPD

5.6.Follow Up :

Here you can take day, week, month and year wise appointment.

The screenshot displays a medical software interface for a patient named Ranjit Nambiar. The patient's details include age (48 yrs 7), DOB (24-04-1970), and financial information (Advance Amount: ₹ 4050.00, Bill Amount: ₹ 30905.00, Paid Amount: ₹ 24045.00, Due Amount: ₹ 6860.00). The main interface shows a list of appointments for today, with the following details:

Time	Patient	Status
8:00 AM	Mr. Ranjit Nambiar	Completed
10:00 AM	Mr. Ranjit Nambiar	Completed
10:00 AM	Mr. Ranjit Nambiar	Completed
10:00 AM	Mr. Ranjit Nambiar	Upcoming
10:53 AM	Miss. Sarah naronha	Upcoming

The 'Follow Up' modal window is open, allowing the user to schedule a follow-up appointment. The modal includes the following fields and options:

- Visits:** 7-29/11/2018
- Days:** - 0 + (Recurrence dropdown)
- Weekly:** - 1 + (06/12/2018) (Recurrence dropdown)
- Monthly:** - 0 + (Recurrence dropdown)
- Yearly:** - 0 + (Recurrence dropdown)
- Notification Options:** Email, SMS, Notification, Phone Call
- Follow Up Doctor:** Dr. Zahir Khwaja
- Purpose:** Follow up Visit
- Remark:** Remark...
- Save:** A green 'Save' button is located at the bottom right of the modal.

5.OPD

5.7.Clinical Overview :

Here are the details of the history of the patient. Here you get all visit of Histories of Prescription, Vital and Allergies.

Patient 2018-9 Ulhas Mehete | 32 yrs 0 | DOB : 18-11-1986 | [Edit](#) | Advance Amount : ₹ 5000.00 Bill Amount : ₹ 62498.00 Paid Amount : ₹ 49476.00 Due Amount : ₹ 13022.00

Clinical Overview

Allergies

Onset	Reaction
Penicillins	Cough
Prevacid	

Complaints

Date	Complaints
------	------------

History

hospitalization for illness or injury :	Yes
history of infective endocarditis :	Yes

Diagnosis

Diagnosis	Body Part	Date
Red flag symptoms: Blurred vision - ICD-32575		22/11/2018

Medications

22/11/2018

- lq Soft Putty 150µmol/L (Surgical)
- lq ORO Mixing Tips Blue µmol/L (Surgical)

15/11/2018

- INJ Soft Putty (Prosthodontics)

Vitals

Measure Date	Time	BMI	Blood Pressure	Pulse Heart Beats	Temperature	Respiration Rate	Measure By
22/11/2018	11:37	20.57 Normal	65↓ 98↑ Ideal	98	78	98 Abnormal	Mr. Ashok Dhoble
22/11/2018	12:30	21.28 Normal	48↓ 98↑ Abnormal	65	98	48 Abnormal	Dr. Zahir Khwaja

5.OPD

Patient Summary :

Patient2019-37604 Amol Kolte | 30 yrs 7 | DOB : 06-06-1988 | Edit | Advance Amount : ₹ 0.00 | Bill Amount : ₹ 25270.00 | Paid Amount : ₹ 15460.00 | Due Amount : ₹ 9810.00

Today Recent All

Search Patient

- 11:00 AM Amol Kolte 09/01/2019 Ashok Dhoble Dr. Ashok Dhoble Consultation
- 9:45 AM Amol Kolte 10/01/2019 Ashok Dhoble Dr. Ashok Dhoble Consultation
- 12:00 PM Amol Kolte 10/01/2019 Ashok Dhoble Dr. Vasant Dani Follow up Visit
- 12:26 PM Amol Kolte 11/01/2019 Vasant Dani Dr. Ashok Dhoble Counselling and Billing
- 2:46 PM Amol Kolte 06/02/2019 Ashok Dhoble Dr. Ashok Dhoble Health Check UP
- 11:00 AM Prashant Test Test 06/02/2019

E-Document

Prescription

Complaints

General History

← Back

Capture Image

Visit : +

Refer : +

Follow up

Summary

History

Vital

Prescription

Treatment Card

Charting

Billing

Payment

Refund

Communication

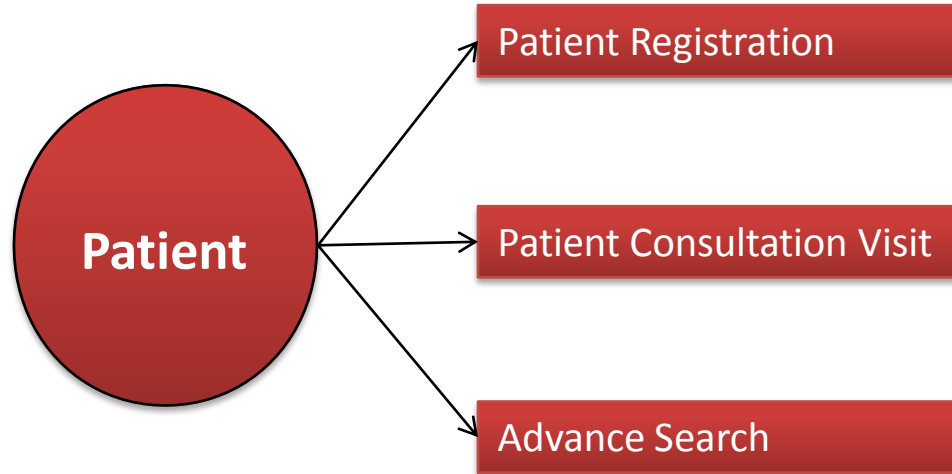
Notes

E-Document

Timeline

	All	V1 - 09/01/2019	V2 - 10/01/2019	V3 - 11/01/2019	V4 - 06/02/2019
Prescription					
E-Document					
Vital Signs					
Apt History					
Billing					
Receipt					

6.Patient




6.Patient

6.1.Patient Registration :

- *Here patient has to register with all required information with his or her photo also.
- *Here you can enter Demographic, Address detail, Family detail, Occupational Insurance, Miscellaneous.
- *Here you can get patient ID card, with barcode facility for patient ID.


7.Patient

6.1.Preview of Patient Registration and patient ID card screen :



Patient Registration Save Back

Demographic | Address Details | Family Details | Occupational | Insurance | Miscellaneous



Branch : Opera House
Department :
Doctor :
Assistant :

★ Refer From : Select +
Refer To : Select +
Billing Group : Select Billing Group
Contact Group : None Selected

Patient Code :
★ First Name : Se
Middle Name :
★ Last Name :

Birth Date : Age :
Date of Registration : 22/11/2018
Blood Group : Select Blood Group
Marital status : Select

Aadhar No :
PAN No :
Sex : Select
Language : Select

Religion : Select
Identification Marks 1 :
Identification Marks 2 :

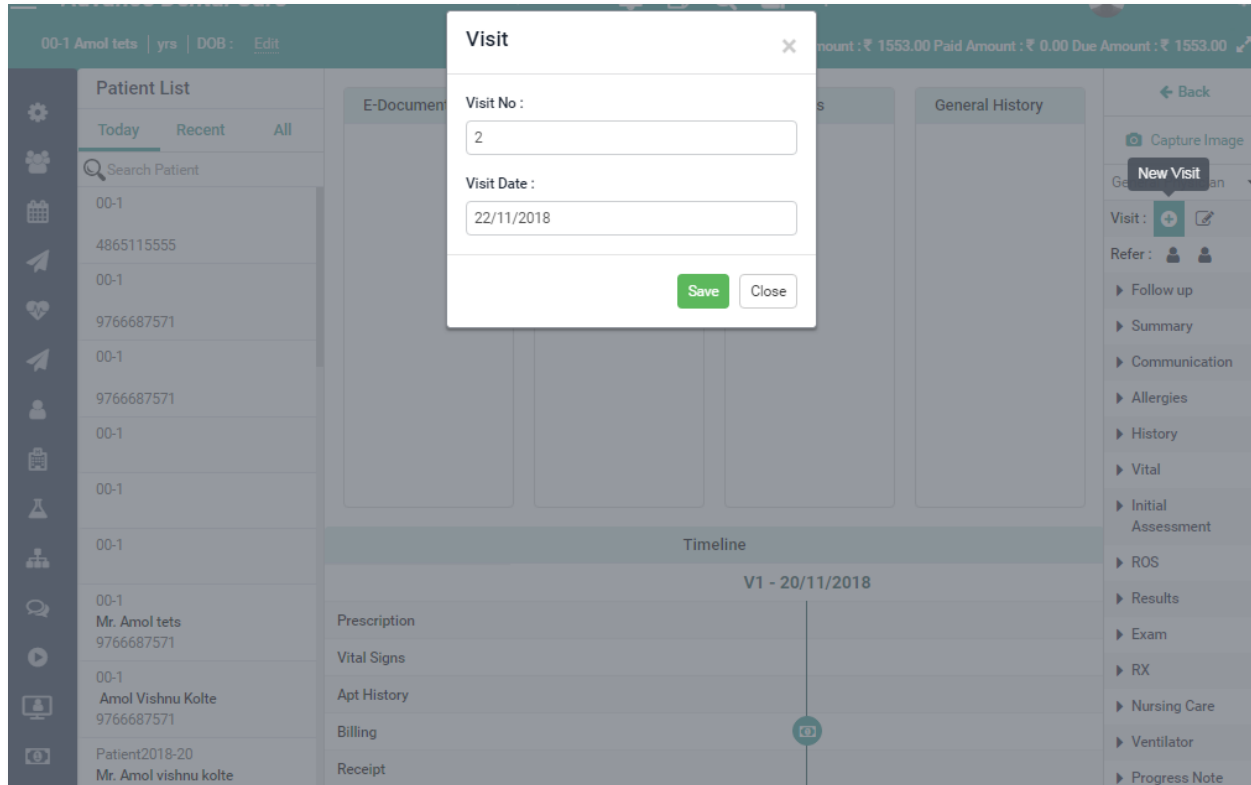
Address Details

Address :
Area :

6.Patient


6.2.Patient Consultation visit :

Here is the patient consulting with the doctors & you can also get patient visiting pass.



6.Patient

6.2.Preview of patient visiting Pass :

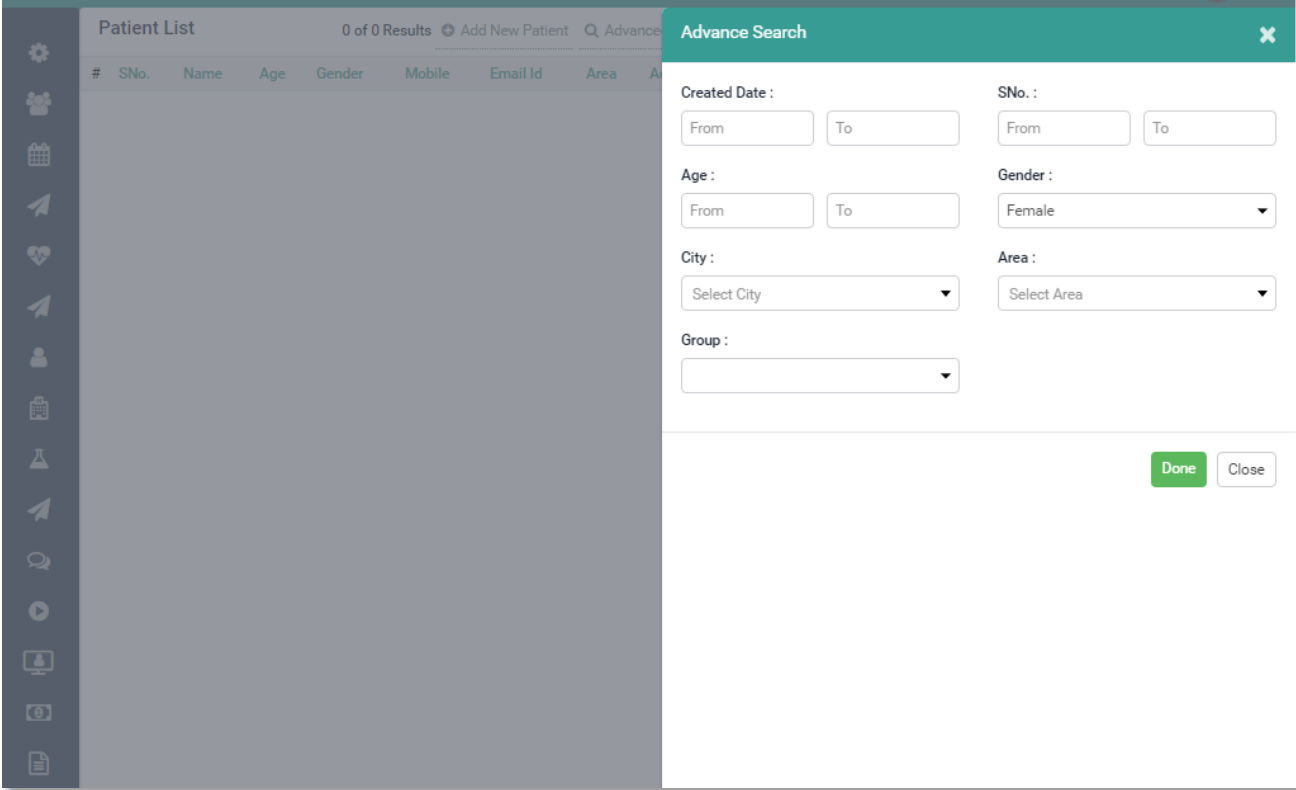
Patient Name	: Mr. Chandra		
Age	: 26	Patient ID	: IHP0000292
Sex	: M	Date/Time	: 15/05/2016 11:24:50 PM
City	:	Doctor Name	:
		No Of Visit	: 1

Valid From : 16/05/2016 To : 31/05/2016

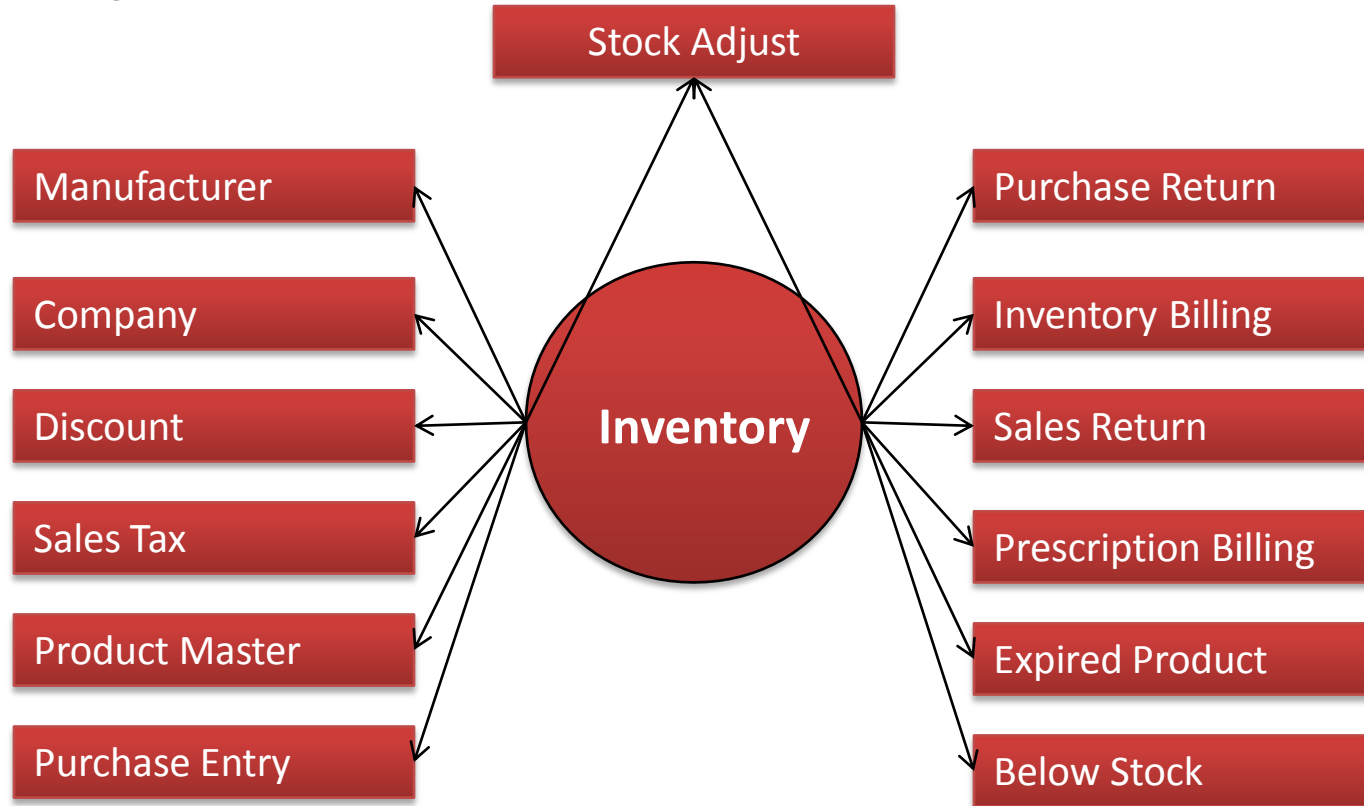
6.Patient

6.3.Advance Search :

Advance search for patient.



7.Inventory



7.Inventory

7.1.Stock Adjust :

Here you can open and close today's pharmacy product stock and these opened and closed stocks can be view in reports.

Add Stock Branch: Acharya Dental Care Location: Densoft Distributor: Alcon Save Stock Cancel

Drug **Inventory Item Type**

test data

search

- Soft Putty
- ORO Mixing Tips Blue
- Drug Test
- Mani K File 10

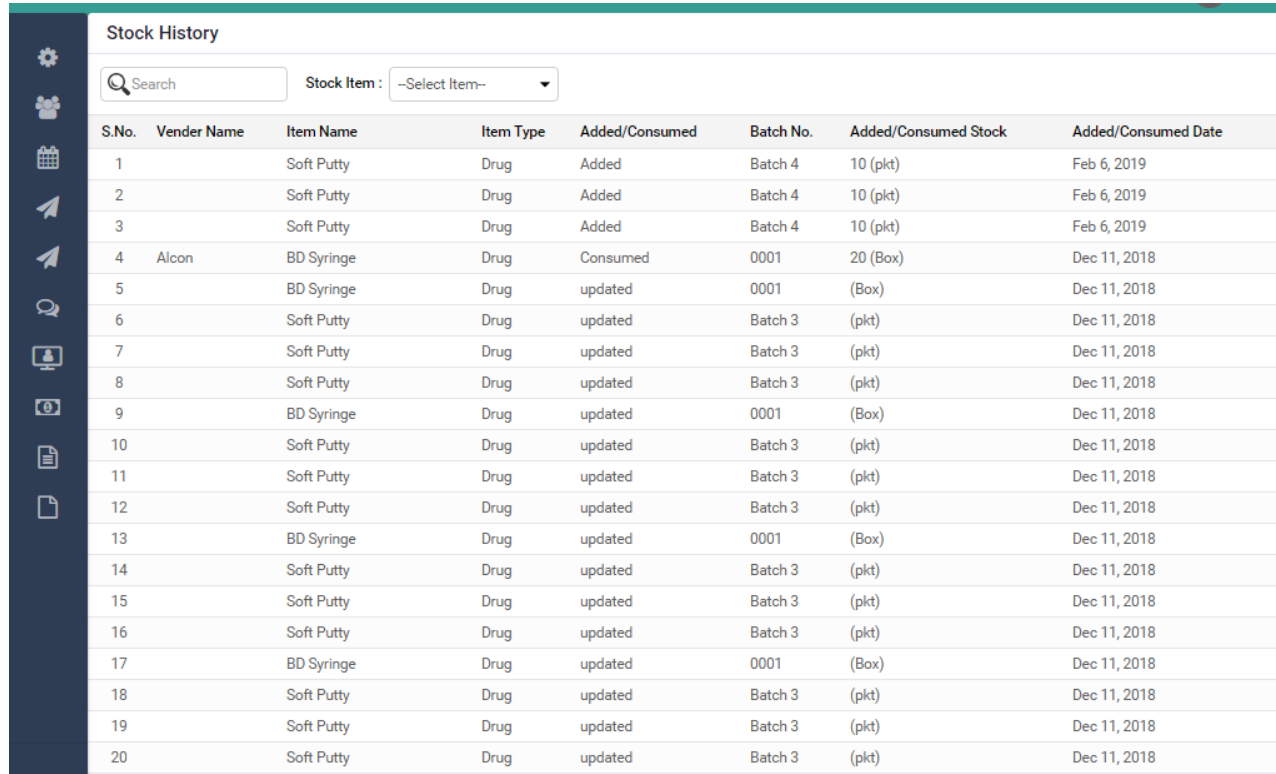
Purchase Invoice No	Purchase Date	Discount	Tax	Total Price	Purchase From	From Ledger	Income Type	Mode	Upload File
Invoice1	08-02-201	0	0	31750	Alcon	Sel	Select	Cash	
Item	Batch No.	Exp. Date	Total Quantity	Purchase Amount/Unit	Tax	Discount	Retai Amor		
Drug Soft Putty pkt	Batch 4	02-07-2020	10	2055	₹ 0.00	0	₹ 20		
Drug ORO Mixing Tips Blue pkt	Batch 3	04-03-2020	20	560	₹ 0.00	0	₹ 56		

Grand Total - ₹ 31750.00

7.Inventory

7.1.Stock Adjust :

Here you can see opened and closed stocks in reports.



S.No.	Vender Name	Item Name	Item Type	Added/Consumed	Batch No.	Added/Consumed Stock	Added/Consumed Date
1		Soft Putty	Drug	Added	Batch 4	10 (pkt)	Feb 6, 2019
2		Soft Putty	Drug	Added	Batch 4	10 (pkt)	Feb 6, 2019
3		Soft Putty	Drug	Added	Batch 4	10 (pkt)	Feb 6, 2019
4	Alcon	BD Syringe	Drug	Consumed	0001	20 (Box)	Dec 11, 2018
5		BD Syringe	Drug	updated	0001	(Box)	Dec 11, 2018
6		Soft Putty	Drug	updated	Batch 3	(pkt)	Dec 11, 2018
7		Soft Putty	Drug	updated	Batch 3	(pkt)	Dec 11, 2018
8		Soft Putty	Drug	updated	Batch 3	(pkt)	Dec 11, 2018
9		BD Syringe	Drug	updated	0001	(Box)	Dec 11, 2018
10		Soft Putty	Drug	updated	Batch 3	(pkt)	Dec 11, 2018
11		Soft Putty	Drug	updated	Batch 3	(pkt)	Dec 11, 2018
12		Soft Putty	Drug	updated	Batch 3	(pkt)	Dec 11, 2018
13		BD Syringe	Drug	updated	0001	(Box)	Dec 11, 2018
14		Soft Putty	Drug	updated	Batch 3	(pkt)	Dec 11, 2018
15		Soft Putty	Drug	updated	Batch 3	(pkt)	Dec 11, 2018
16		Soft Putty	Drug	updated	Batch 3	(pkt)	Dec 11, 2018
17		BD Syringe	Drug	updated	0001	(Box)	Dec 11, 2018
18		Soft Putty	Drug	updated	Batch 3	(pkt)	Dec 11, 2018
19		Soft Putty	Drug	updated	Batch 3	(pkt)	Dec 11, 2018
20		Soft Putty	Drug	updated	Batch 3	(pkt)	Dec 11, 2018

7.Inventory

7.2.Manufacturer :

Here you can enter the manufacturer Details of the pharmacy product.

The screenshot displays a software interface with a top navigation bar containing the following tabs: Item Category, Item Type, Manufacturer, Brand, All Catalogue, Company, Place, and Requisition Details. A sidebar on the left contains various icons for navigation. The main content area is divided into two parts: a table and a form overlay.

Manufacturer Table:

SNo.	Name	Country	State	City
1	Mankind farma	India		
2	3M	India		
3	Shofu	India		
4	Local	India		

Manufacturer Form Overlay:

The form overlay, titled "Manufacturer", contains the following fields:

- Name :
- Country :
- State :
- City :
- Address :
- Pin Code :
- Email ID :
- Mobile No :
- Remark :

At the bottom right of the form overlay, there are two buttons: "Save" (green) and "Close" (white).

7.Inventory

7.3.Distributor :

Here you can enter the Distributor Details of the pharmacy product.

Company [X]

Basic Information | Branch | Documents | Bank Details | Notes

Name*	Email Id*	Mobile*
<input type="text" value="Mahvir Enterprises"/>	<input type="text" value="mahavir@gmail.com"/>	<input type="text" value="8899778899"/>
Address 1*	Address 2	Address 3
<input type="text" value="Above Gyan Radha Multistate Cooperative office, F"/>	<input type="text"/>	<input type="text"/>
Country	State	City
<input type="text" value="India"/>	<input type="text" value="Madhya Pradesh"/>	<input type="text" value="Indore"/>
Website	Telephone	Company Type
<input type="text"/>	<input type="text"/>	<input type="text" value="Vendor"/>
<input type="checkbox"/> Is Branch		

Search

7.Inventory

7.4.Discount :

Here you can enter the Discount Details of the pharmacy product, it will bind in pharmacy billing screen.

The screenshot displays a software interface with a top navigation bar containing the following items: Financial Year, Doctor Category, Services Calculation, Add On Services, Offers, Tax, Billing Group, Packages, Clinic Membership, Ledger Group, Ledger, Billing tab, and Commission. Below this, a secondary navigation bar includes Group Amount, Payment Status, and Common Rate. The main content area is divided into two parts. On the left, the 'Offers Master' table shows two entries:

SNo.	Offer Code	Description	Discount	Valid From
1	Offer01	Pharmacy Discount	10-P	01-11-2018
2	Offer02	Lab Discount	15-P	01-10-2018

On the right, an 'Offers' form is open, featuring the following fields:

- Offer Code :
- Description :
- Discount:
- Discount Type:
- Valid From:
- Valid To:

At the bottom right of the form, there are 'Save' and 'Close' buttons.

7.Inventory

7.5.Sales Tax :

Here you can enter the Sales Tax Details of the pharmacy product, it will bind in pharmacy Purchase entry screen.

The screenshot displays a software interface with a top navigation bar containing various menu items: Financial Year, Doctor Category, Services Calculation, Add On Services, Offers, Tax, Billing Group, Packages, Clinic Membership, Ledger Group, Ledger, Billing tab, and Commission. Below this, there are sub-menus for Group Amount, Payment Status, and Common Rate. The main area is divided into two parts. On the left, a 'Tax Master' table lists tax details:

SNo.	Tax Name	Tax	Type	Description
1	SGST	9	P	9% tax
2	IGST	18	P	

On the right, a 'Tax' form is open, allowing for the entry of tax details. The form includes the following fields:

- Name :
- Tax :
- Tax Type :
- Description :

At the bottom right of the form, there are two buttons: 'Save' (in green) and 'Close'.

7.Inventory

7.6.Item Master :

Here you can enter the pharmacy product details by selecting Category, Manufacturer names etc.

Add Inventory [Close]

Category : Sub Category 1 : Sub Category 2 : Generic :

Manufacturer : Item Type : Sub Item Type :

Name : Code : Stocking Unit : Reorder level :

Retail Price (INR): Tax :

Is Prescribed Is Consumable

Description :

7.Inventory

7.7.Purchase Entry :

Here you can enter the details of the purchased pharmacy product from the distributor.

The screenshot shows a software interface for adding stock. The title is "Add Stock". On the right side, there are three buttons: "Save Stock" (green), "Cancel", and "Back". Below the title bar, there is a table with the following columns and values:

Purchase Invoice No	Purchase Date	Discount	Tax	Total Price	Purchase From	From Ledger	Income Type	Upload File
Invoice01	28-11-2018	0	0	154125	Abott	IPD Bill £	BillBook (22469£)	

On the left side of the form, there is a vertical sidebar with various icons for navigation and settings.

7.Inventory

7.8.Purchase Return :

Here you can return the purchased product from the distributor by selecting item name & batch number.

The screenshot displays the 'Consume Stock' application interface. At the top right, there is a dropdown menu set to 'Return', with 'Save' and 'Cancel' buttons. The main area is divided into a left sidebar with navigation icons and a central content area. The content area has a header with 'Drug' and 'Inventory Item Type' tabs, and a search bar containing 'test data'. Below the search bar, a list of items is shown, with 'Drug Soft Putty' selected. The main table displays the following data:

Name	Batch	Total Stock	Amount/Unit	Consume Stock	Total Consume Amount	Action
Soft Putty	Batch01	75	₹ 2055.00	55	₹ 113025	

At the bottom right of the table, the text 'Grand Total - ₹ 113025' is displayed.

7.Inventory

7.9.Pharmacy billing :

- *Here you can select single or multiple pharmacy product along with batch name, after selecting the quantity of the product vat & discount amount is calculated on MRP.
- *Supports predefined price list for type of pharmacy products.
- *Print bill quickly for pharmacy product charges.
- *Can store bill report in hard and soft copy.
- *Can able to return the pharmacy product & can get new bill for returned product.


7.Inventory

Preview of Inventory Billing screen :

Patient: 2018-8 Ulhas Nehete | 32 yrs 0 | DOB : 18-11-1986 [Edit](#) Advance Amount : ₹ 5000.00 Bill Amount : ₹ 62498.00

Bill Cash Inventory bill book Dr. See

Bill Date : 29/11/2018 [Edit](#) Bill From : OPD Visit : Select Visit **Inventory** Add Custom item

Description	Unit/Day	Unit Cost	Discount	Tax
 Soft Putty Batch Batch01	1	2055.0	0	% Add Discount
Batch No :Batch01 Total Quantity:75 Expiry Date :2019-08-21				

Additional Notes...

Inventory Scan Barcode Search Inventory

Product	STOCK@UNIT Price
Soft Putty	pkt 75@ ₹ 2055.00

Total Cost Total Discount Total Tax Gran
₹ 2055 - ₹ 0 + ₹ 0 = ₹ 2055
Additional Discount

7.Inventory

Preview of Inventory Billing Print :

Bill Print

Email Print Close Cancel

Bill
Date : 29/11/2018
No : Bill2018-125

SNo. : Patient2018-8
Patient Name : Ulhas Nehete
Male 32 yrs 168 cms
Blood Group : A-
Email : ulhasnehete@gmail.com
Mobile : 9930934481
Address : Kalyan

Incharge Doctor : Dr. Zahir Khwaja
Referral Doctor : Dr. Seemab Khan

Description	Unit/Day	Amount	Discount	Tax	Sub Total	DOS
Soft Putty	1	₹ 2055.00	₹ 0.00		₹ 2055.00	

Note :

Total Amount : ₹ 2055.00
Total Payable Amount : ₹ 2055.00
Total Paid : ₹ 2055.00
Two Thousand and Fifty Five (only)

Authorized Signatory
Miss. Preeti
Assistant

Authorized Signatory

7.Inventory

7.10.Sales Return :

Here we can return the pharmacy product & get new bill for new returned product, can view the details for the returned product

Home / Pharmacy / Sales Returns

Sales return

Bill Number
IHP16/304

Customer Name
kalpana

Bill date
16/05/2016

Product name	Quantity	Mrp	Rate	
GENCART TAB	2	20.83	20.83	<input type="button" value="EDIT"/>
CHANGE TAB	4	20.83	20.83	<input type="button" value="EDIT"/>
CHYMOGRAM PLUS TAB	10	62.5	62.5	<input type="button" value="EDIT"/>
Sub Total				<input type="text" value="749.98"/>
Discount				<input type="text" value="45"/>
Total Vat				<input type="text" value="0"/>
Total				<input type="text" value="705"/>

7.Inventory

7.11.Doctor Prescription Billing :

Here we can create bill of pharmacy products prescribed by doctor by using prescription ID.

Patient: 2018-8 Ulhas Nehete | 32 yrs 0 | DOB: 18-11-1986 | Edit

Advance Amount : ₹ 5000.00 Bill Amount : ₹ 64553.00

Prescriptions

Search Prescriptions

Bill: Cash | Inventory bill book | Dr. See

Bill Date : 29/11/2018 | Edit | Bill From : OPD | Visit : 3-29/11/2018

Description	Unit/Day	Unit Cost	Discount
Soft Putty	1	2055.0	0
ORO Mixing Tips Blue	1	560.00	0

Additional Notes...

Total Cost: ₹ 2615 | Total Discount: ₹ 0 | Total Tax: ₹ 0 | Grand Total: ₹ 2615

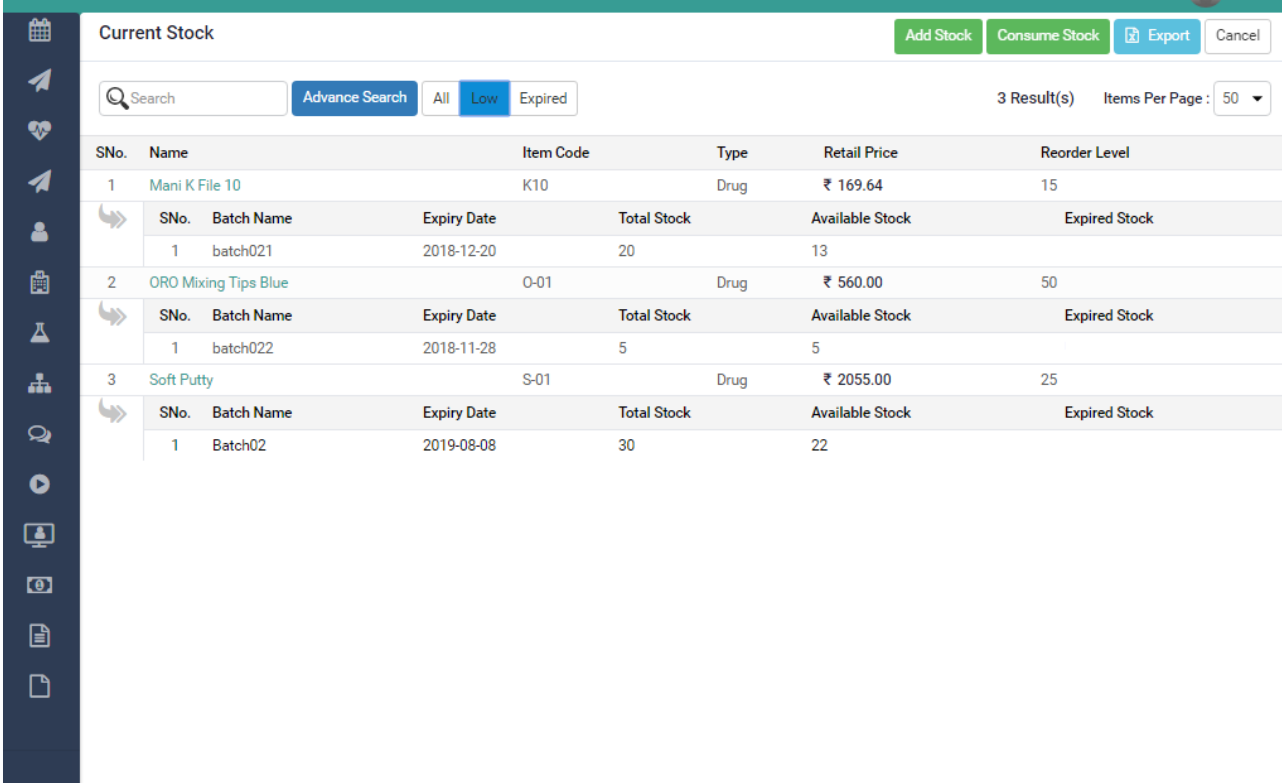
Prescriptions Panel:

- Soft Putty (pkt 74 @2055.00)
- ORO Mixing Tips Blue (pkt 148 @560.00)
- Mani K File 10 (pkt 20 @169.64)
- BD Syringe (Box 10 @758.93)

7.Inventory

7.12.Below stocks.

In this screen we can view the pharmacy below stock product list.



The screenshot displays the 'Current Stock' management interface. At the top right, there are buttons for 'Add Stock', 'Consume Stock', 'Export', and 'Cancel'. Below these is a search bar with a magnifying glass icon, an 'Advance Search' button, and filter buttons for 'All', 'Low', and 'Expired'. The search results show '3 Result(s)' and 'Items Per Page: 50'. The main table lists three products with their respective stock details.

SNo.	Name	Item Code	Type	Retail Price	Reorder Level	
1	Mani K File 10	K10	Drug	₹ 169.64	15	
	SNo.	Batch Name	Expiry Date	Total Stock	Available Stock	Expired Stock
	1	batch021	2018-12-20	20	13	
2	ORO Mixing Tips Blue	O-01	Drug	₹ 560.00	50	
	SNo.	Batch Name	Expiry Date	Total Stock	Available Stock	Expired Stock
	1	batch022	2018-11-28	5	5	
3	Soft Putty	S-01	Drug	₹ 2055.00	25	
	SNo.	Batch Name	Expiry Date	Total Stock	Available Stock	Expired Stock
	1	Batch02	2019-08-08	30	22	

7.Inventory

7.13.Expired Product :

In this screen we can view the expired pharmacy product list.

Patient2018-8 Ulhas Nehete | 32 yrs 0 | DOB : 18-11-1986 [Edit](#) Advance Amount : ₹ 0 Bill Amount : ₹ 0 Paid Amount : ₹ 0 Due Amount : ₹ 0

Current Stock [Add Stock](#) [Consume Stock](#) [Export](#) [Cancel](#)

[Advance Search](#) [All](#) [Low](#) [Expired](#) 1 Result(s) Items Per Page : 50

SNo.	Name	Item Code	Type	Retail Price	Reorder Level
1	ORO Mixing Tips Blue	O-01	Drug	₹ 560.00	50

SNo.	Batch Name	Expiry Date	Total Stock	Available Stock	Expired Stock
1	batch022	2018-11-28	5	5	Expired

8.Communication

Communication :

- 1.Outbox setting : Here you can see status of scheduled email & SMS. Also compose new Email & SMS.
- 2.Patient and Employee : Here you can multi select and compose new Email & SMS.
- 3.All Contact and Companies : Here you can multi select and compose new Email & SMS. Also filter by contact group for All Contacts.

Here we can get Status wise, Subject wise, date wise, daily and monthly reports by selecting start and end date.

8.Communication

Outbox :

Outbox Compose Export to Excel

Select Type Subject From Date To Date Select Status Search Reset

Items Per Page : 50

SNo.	Mobile / Email	Subject	Date	Status
451	9820642986	Welcome	2018-11-06	success
452	9773572841	Welcome	2018-11-06	success
453	9773572841	Bill Payment	2018-11-06	success
454	9773572841	Bill Payment	2018-11-06	success
455	8850197731	Rescheduled Appointment	2018-11-06	success
456	8097080869	Employee Report	2018-11-06	success
457	ceonaneshhospital@gmail.com	Reschedule Appointment	2018-11-06	error

Dear Dr. Nikhil Varge,

You have Reschedule Consultation Appointment with SUBODH SHASHIKANT PATIL on 06-11-2018 14:30 for following purpose Consultation.

Regards,

Team,

Acharya Shri Nanesh Hospital, CBD Belapur.

Contact No - 022-27577770/ 90 / 91

Resend Cancel

458	9820565858	Welcome	2018-11-06	success
459	naneshhospital@gmail.com	Schedule Anpointment	2018-11-06	error

8.Communication

Patient and Employee :

Patient

Name/ Email/ Mobile

<input type="checkbox"/>	SNo.	Name	Address	Gender
<input checked="" type="checkbox"/>	1	Akshay patil		Male
<input checked="" type="checkbox"/>	2	amol ddfdf		Male
<input checked="" type="checkbox"/>	3	amol k	dadar	Male
<input checked="" type="checkbox"/>	4	amol kolte		Male
<input type="checkbox"/>	5	Amol tets	Malkapur	Male
<input type="checkbox"/>	6	Amol Kolte	Dadar	Male
<input type="checkbox"/>	7	Amol S Kolte	Kalyan	Male
<input type="checkbox"/>	8	Amol v kolte		Male
<input type="checkbox"/>	9	Amol v kolte		Male
<input type="checkbox"/>	10	Amol v kolte		Male
<input type="checkbox"/>	11	Amol v kolte		Male
<input type="checkbox"/>	12	Amol Vishnu Kolte	daadr	Male
<input type="checkbox"/>	13	Amol vishnu kolte	dadar	Male
<input type="checkbox"/>	14	amolad kolte		Male
<input type="checkbox"/>	15	Anoop Tiwari	Kandivali	Male
<input type="checkbox"/>	16	Anurag D Dixit	Worli	Male

New Message

Email

Subject

B **U** roboto **A** **?**

Send

Employee

Name/ Email/ Mobile **Reset**

<input type="checkbox"/>	SNo.	Name	Mobile	EmailId
<input checked="" type="checkbox"/>	1	Anil Chopra	9167320262	dranilchop
<input type="checkbox"/>	2	bzbhbhuc	854678219	
<input checked="" type="checkbox"/>	3	vilas	98254678	
<input type="checkbox"/>	4	fjetedjrt	9869138742	
<input type="checkbox"/>	5	bzchsbvh	986918579	
<input type="checkbox"/>	6	Global Dental Lab	8879674893	
<input type="checkbox"/>	7	Global Dental Lab		
<input type="checkbox"/>	8	Lab assistant2		
<input type="checkbox"/>	9	Lab assistant1		
<input type="checkbox"/>	10	Deepak		
<input type="checkbox"/>	11	Phlebotomist		
<input type="checkbox"/>	12	Manisha Dike	9857474747	manishadi
<input type="checkbox"/>	13	Ramesh Ahuja	9841525252	ramesh@g
<input type="checkbox"/>	14	Bijesh babu		bijesh@gm
<input type="checkbox"/>	15	Dipti		dipti@gma
<input type="checkbox"/>	16	Preeti Morye	9167320262	pritimorye
<input type="checkbox"/>	17	Ulhas		ulhas@gm

New Message

Email

B **U** roboto **A** **?**

Send

8.Communication

All Contact and Companies :

All Contacts Compose Email/SMS Reset Cancel

Name/ Email/ Mobile Contact Group: Agent Refer Type: Select 9 Result(s) Items Per Page: 50

<input type="checkbox"/>	SNo.	Name	Mobile	EmailId	Gender	City	Role	Designation	Password	<input type="button" value="Send Mail/SMS"/>
<input type="checkbox"/>	1	Dr.Vivek	9167320262	vivek@gmail.com	Male	Mumbai		referral doctor	Vivek	<input type="button" value="Send Mail/SMS"/>
<input type="checkbox"/>	2	Anurag	8879115363	it@ida.org.in	Male	Mumbai		referral doctor	anurag	<input type="button" value="Send Mail/SMS"/>
<input type="checkbox"/>	3	Kirti	9874747474	kirti@gmail.com	Female	Mumbai	Doctor		456	<input type="button" value="Send Mail/SMS"/>
<input type="checkbox"/>	4	Priti	9969485214	priti@gmail.com	Female	Mumbai			a	<input type="button" value="Send Mail/SMS"/>
<input type="checkbox"/>	5	Sonali Pardeshi	9619037655	sonalipardeshi.ida@gmail.com	Female	Mowad	Doctor	referral doctor	123	<input type="button" value="Send Mail/SMS"/>
<input type="checkbox"/>	6	Amol	9167320262	amolkolte88@gmail.com	Male	Kalyan	Doctor	referral doctor	987	<input type="button" value="Send Mail/SMS"/>
<input type="checkbox"/>	7	Shradha	9167320262		Female	Mumbai		referral doctor	a	<input type="button" value="Send Mail/SMS"/>
<input type="checkbox"/>	8	Neeti Salvi	9167320262	pritimoryeida@gmail.com	Female	Rajgamar	Doctor	referral doctor	neeti	<input type="button" value="Send Mail/SMS"/>
<input type="checkbox"/>	9	Ashok Dhole	9167320262	pritimoryeida@gmail.com	Male	Mumbai	Doctor	Doctor	12345	<input type="button" value="Send Mail/SMS"/>

Companies Compose Email/SMS Cancel

All Vendor Manufacture Agency Distributer Supplier

<input type="checkbox"/>	SNo.	Name	Email Id	Mobile	Country	State	City	Action
<input checked="" type="checkbox"/>	1	Alcon	alcon@gmail.com	9167320262	India	Maharashtra	Mumbai	<input type="button" value="Send Mail/SMS"/>
<input checked="" type="checkbox"/>	2	Abott	abott@gmail.com	9167320262	India	Madhya Pradesh	Machalpur	<input type="button" value="Send Mail/SMS"/>
<input type="checkbox"/>	3	Promis Dental	promis@gmail.com	9989889988	India	Maharashtra	Mumbai	<input type="button" value="Send Mail/SMS"/>
<input type="checkbox"/>	4	Mahvir Enterprises	mahavir@gmail.com	8899778899	India	Maharashtra	Mumbai	<input type="button" value="Send Mail/SMS"/>

Demographic **Catalogue**

From Price To Price

Country
Select Country

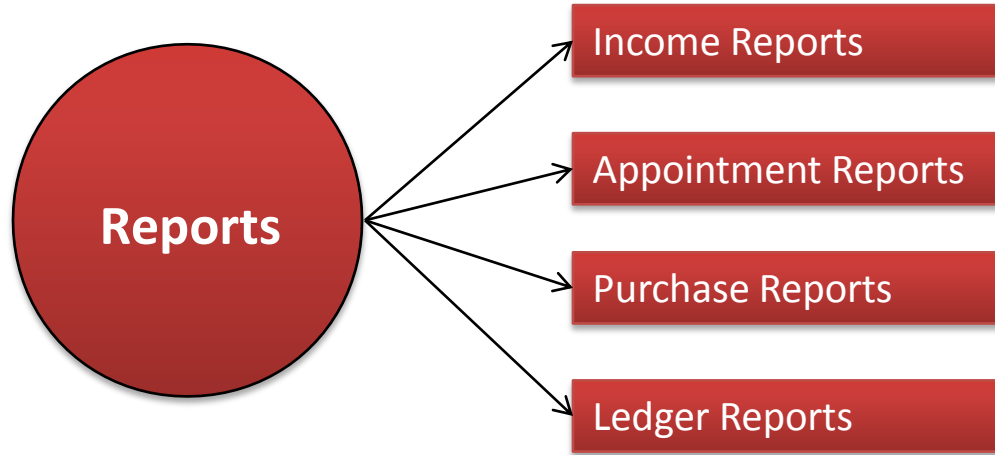
State
Select State

City
Select City

Company Type
Select Type

itsrver/commonemr/default.html

9.Reports



9.Reports

9.1.Income Report :

It Includes following Reports :

- 1.Patient Billing and Receipt report
- 2.Payment Mode wise report
- 3.Patient wise Test
- 4.Referral Doctor wise Patient
- 5.DVC/Consulting Doctor report
- 6.Invoice Income
- 7.Taxed invoice income
- 8.Income for each Doctor
- 9.Procedure Wise Income
- 10.Test Wise Income
- 11.Patient Wise Refund

Here we can get date wise, daily, weekly and monthly reports by selecting start and end date.

All the report can be downloaded to excel sheet.

9.Reports

Preview of Income Reports :

Patient Wise Payment Patient Wise Receipt Payment Summary Mode Wise Patient Wise Test Referral Doctor wise Patients Doctorwise Dvc/Consulting Report Invoice Income
Taxed Invoiced Income Invoice Income For Each Doctor Invoice Income For Each Procedure Invoice Income For Each Test Invoice Income For Each Patient Invoice Income For Product
Patient Wise Refund

Patient Wise Payment

Search 19-11-2018 30-11-2018 Search Export Cancel

	First Name	SNo.	Item(A)	Cancelled Item	Discount(B)	Tax(C)	Final X(A+C-B)	Mode(D)	From Advance(E)	Paid Y(D+E)	Due Z(X-Y)	Refund	Availble Advance
1	Amol S Kolte	Patient2018-2	₹ 24000.00	₹ 1200.00	₹ 0.00	₹ 0.00	₹ 24000.00	₹ 62785.00	₹ 0.00	₹ 24000.00	₹ 0.00	₹ 1200.00	₹ 6750.00
2	Anurag D Dixit	Patient2018-3	₹ 0.00	₹ 0.00	₹ 0.00	₹ 0.00	₹ 0.00	₹ 71700.00	₹ 0.00	₹ 0.00	₹ 0.00	₹ 0.00	₹ 0.00
3	Akshay patil	Patient2018-5	₹ 900.00	₹ 0.00	₹ 0.00	₹ 0.00	₹ 900.00	₹ 2900.00	₹ 0.00	₹ 900.00	₹ 0.00	₹ 0.00	₹ 0.00
4	Ranjit Nambiar	Patient2018-7	₹ 20175.00	₹ 4050.00	₹ 20.00	₹ 0.00	₹ 20155.00	₹ 15495.00	₹ 0.00	₹ 14395.00	₹ 5760.00	₹ 4050.00	₹ 4050.00
5	Ulhas Nehete	Patient2018-8	₹ 13320.00	₹ 0.00	₹ 0.00	₹ 0.00	₹ 13320.00	₹ 13320.00	₹ 0.00	₹ 13320.00	₹ 0.00	₹ 0.00	₹ 5000.00
6	amol kolte	Patient2018-10	₹ 0.00	₹ 0.00	₹ 0.00	₹ 0.00	₹ 0.00	₹ 1200.00	₹ 0.00	₹ 0.00	₹ 0.00	₹ 0.00	₹ 0.00
7	Bhagyodaya Bagwe	Patient2018-19	₹ 65760.00	₹ 0.00	₹ 0.00	₹ 0.00	₹ 65760.00	₹ 16000.00	₹ 0.00	₹ 16000.00	₹ 49760.00	₹ 0.00	₹ 0.00
8	Bhagyo Bagwe	Patient2018-22	₹ 58100.00	₹ 0.00	₹ 0.00	₹ 7290.00	₹ 65390.00	₹ 2000.00	₹ 0.00	₹ 2000.00	₹ 63390.00	₹ 0.00	₹ 0.00
9	bhagyodaya p bagwe	Patient2018-27	₹ 45815.00	₹ 0.00	₹ 0.00	₹ 0.00	₹ 45815.00	₹ 45815.00	₹ 0.00	₹ 45815.00	₹ 0.00	₹ 0.00	₹ 0.00
Total				₹ 228070	₹ 20	₹ 7290	₹ 235340	₹ 231215	₹ 0	₹ 116430	₹ 118910	₹ 5250	₹ 15800

9.Reports

Preview of Income Reports : Graph View



9.Reports

9.2.Appointment Report :

It Includes following Reports :

1. All Appointments
2. Category Wise Appointments
3. Day Wise Waiting Time
4. Month Wise Waiting Time
5. Reasons For Cancellations
6. Daily Appointment Count
7. Doctor Wise Appointments
8. Monthly Appointment Count
9. Group Wise Appointment

Here we can get date wise, daily, weekly and monthly reports by selecting start and end date.

All the report can be downloaded to excel sheet.

9.Reports

Preview of Appointment Reports :

All Appointments Appointments For Each Category Average Waiting Time Day Wise Average Waiting Time Month Wise Reasons For Cancellations Daily Appointment Count

Appointments For Each Doctor Monthly Appointment Count Appointment For Each Patient Group

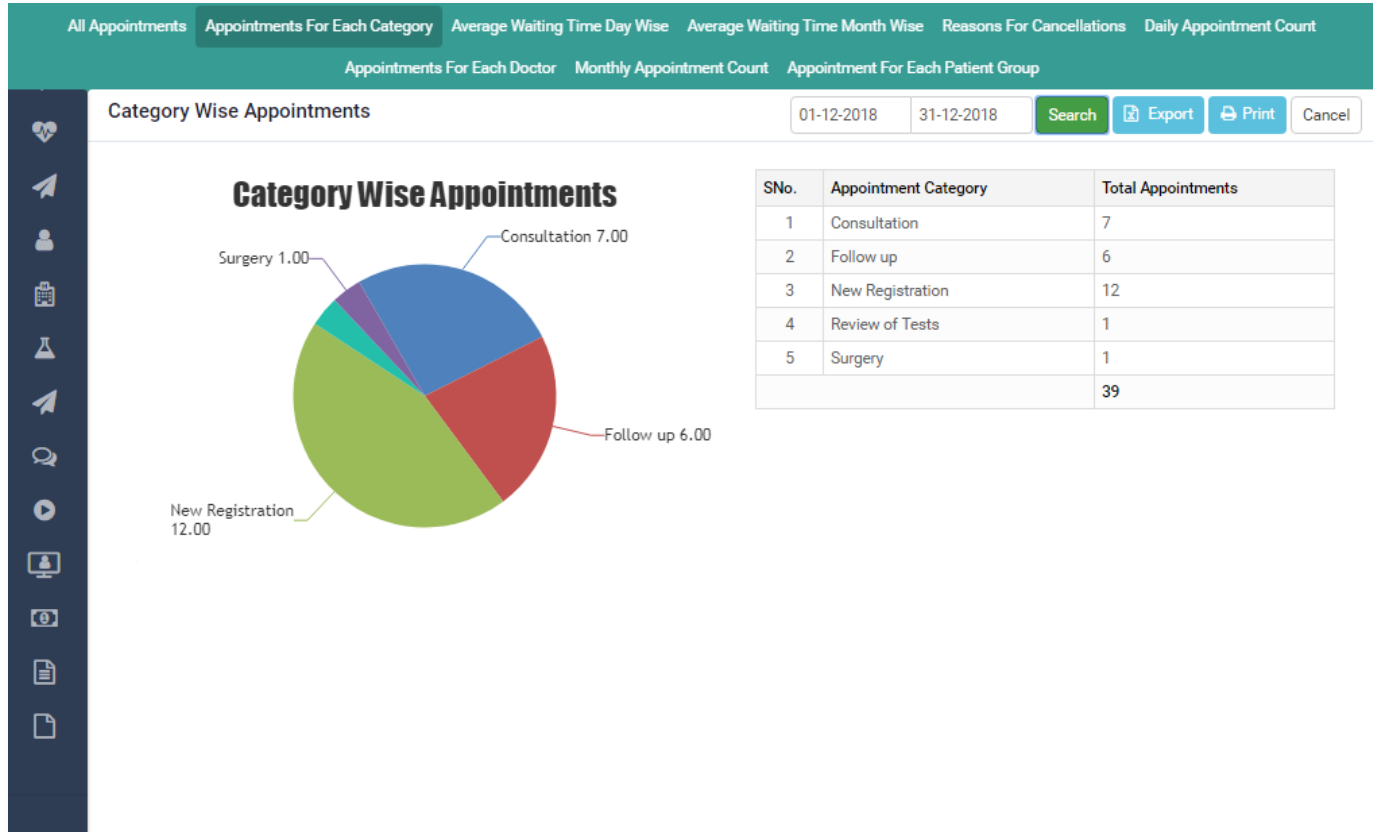
All Appointments 21-11-2018 30-11-2018 Search Export Cancel

Total Appointments : 15

SNo.	Patient Name	Doctor Name	Category	Date	Scheduled At	Check-In At	Waiting For	Engaged At	Checkout At
1	Mr. sursing patil	Dr. Anil Chopra	Existing	30/11/2018	11:00AM				
2	Bhayodaya Bagwe	Dr. Piyush Singhanian	Existing	29/11/2018	2:00AM				
3	Ranjit Nambiar	Mr. Anurag Dixit	Existing	27/11/2018	3:57PM				
4	bhagyodaya p bagwe	Mr. Ashok Dhoble	Existing	27/11/2018	12:30PM				
5	Amol S Kolte	Mr. Ashok Dhoble	Existing	26/11/2018	12:30PM				
6	Bhayodaya Bagwe	Dr. Vijay Ghordpade	Existing	25/11/2018	2:30AM				
7	patent name kolte	Mr. Amol	new	24/11/2018	12:30PM	2:05PM			
8	asas	Mr. Amol	Existing	23/11/2018	5:46PM				
9	patent name kolte	Mr. Amol	new	23/11/2018	2:00PM				
10	amol k	Mr. Anurag Dixit	Existing	23/11/2018	10:10AM				
11	Amol Kolte	Dr. Chintan Patel	New	23/11/2018	12:12AM				
12	Ulhas Nehete	Dr. Zahir Khwaja		22/11/2018	12:04PM				
13	Amol Vishnu Kolte	Mr. Anurag Dixit	Visitor	22/11/2018	12:00PM	4:01PM	-116	2:05PM	
14	Mr. sursing patil		Existing	21/11/2018	6:00AM				
15	Ranjit Nambiar	Mr. Ashok Dhoble	Existing	21/11/2018	10:30AM	4:04PM	0	4:04PM	

9.Reports

Preview of Appointment Reports : Graph View



9.Reports

9.3.Purchase Report :

- 1.pharmacy Billing History
- 2.Pharmacy Sales return History

Here we can get date wise reports, daily, weekly and monthly reports by selecting start and end date.

All the report can be downloaded to excel sheet.

9.Reports

Preview of Purchase Reports :

Purchase Report Cancel

From Date To Date From Price To Price Invoice No Search Reset

Hide Export 5 Result(s) Items Per Page : 50 ▼

SNo.	Invoice No	Vendor	Total Amount		Total Tax	Total Discount	Purchase Date						
1	001	-	₹ 205500.00		₹ 0.00	₹ 0.00	06 Nov 2018						
2	invoice04	Alcon	₹ 71925.00		₹ 0.00	₹ 0.00	16 Nov 2018						
↔	Item Name	Batch No.	Date	Total Quantity	Purchase Amount	Tax	Discount	Retail Amount	Total Price	Branch	Location	Place	Type
	Soft Putty	batch02	2019-07-11	35	2055.00	0.00	0.00	2055.00	71925.00	Advance Dental Care	Opera House		Purchased
3	invoice03	Abott	₹ 14000.00		₹ 0.00	₹ 0.00	16 Nov 2018						
4	Invoice02	Mahvir Enterprises	₹ 28000.00		₹ 0.00	₹ 0.00	16 Nov 2018						
5	Invoice01	Mahvir Enterprises	₹ 102750.00		₹ 0.00	₹ 0.00	16 Nov 2018						

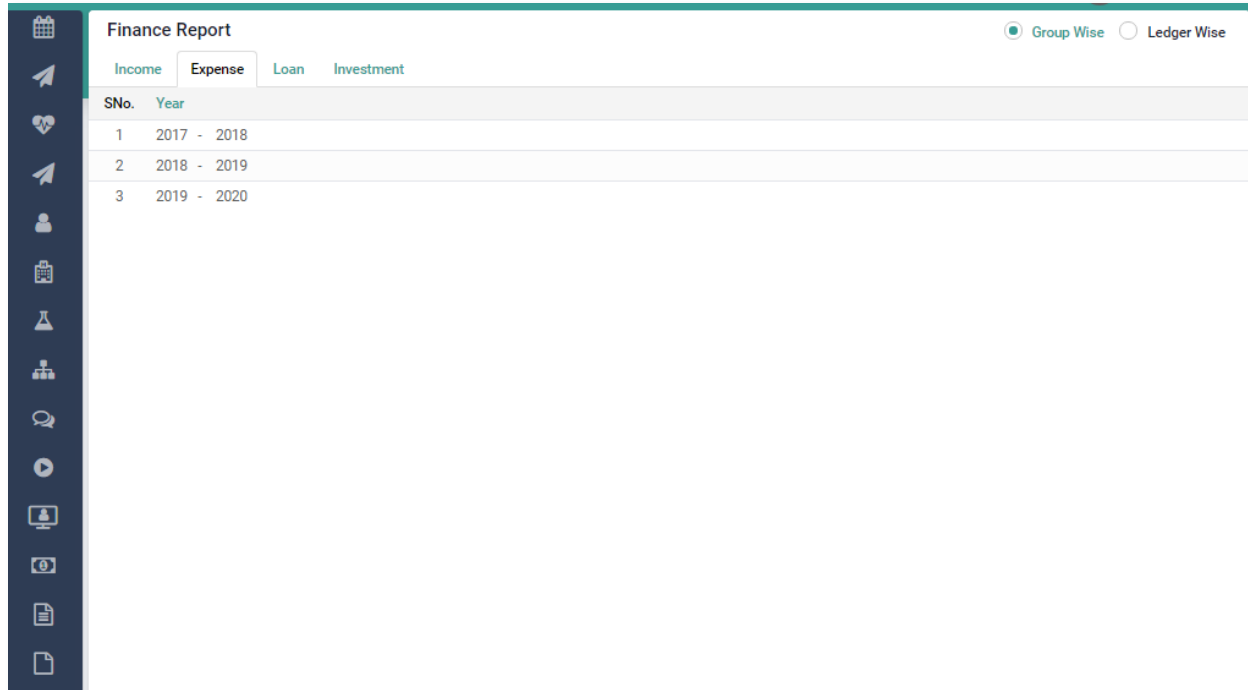
9.Reports

9.4.Ledger Reports :

*It Includes ledger and ledger group wise Income and Expense report.

*Here we can get date wise reports, daily, weekly and monthly reports by selecting start & end date.

All the report can be downloaded to excel sheet.



The screenshot displays a web application interface for generating finance reports. The main heading is "Finance Report". On the right side, there are two radio buttons: "Group Wise" (which is selected) and "Ledger Wise". Below the heading, there are four tabs: "Income", "Expense" (which is selected), "Loan", and "Investment". The main content area shows a table with the following data:

SNo.	Year
1	2017 - 2018
2	2018 - 2019
3	2019 - 2020

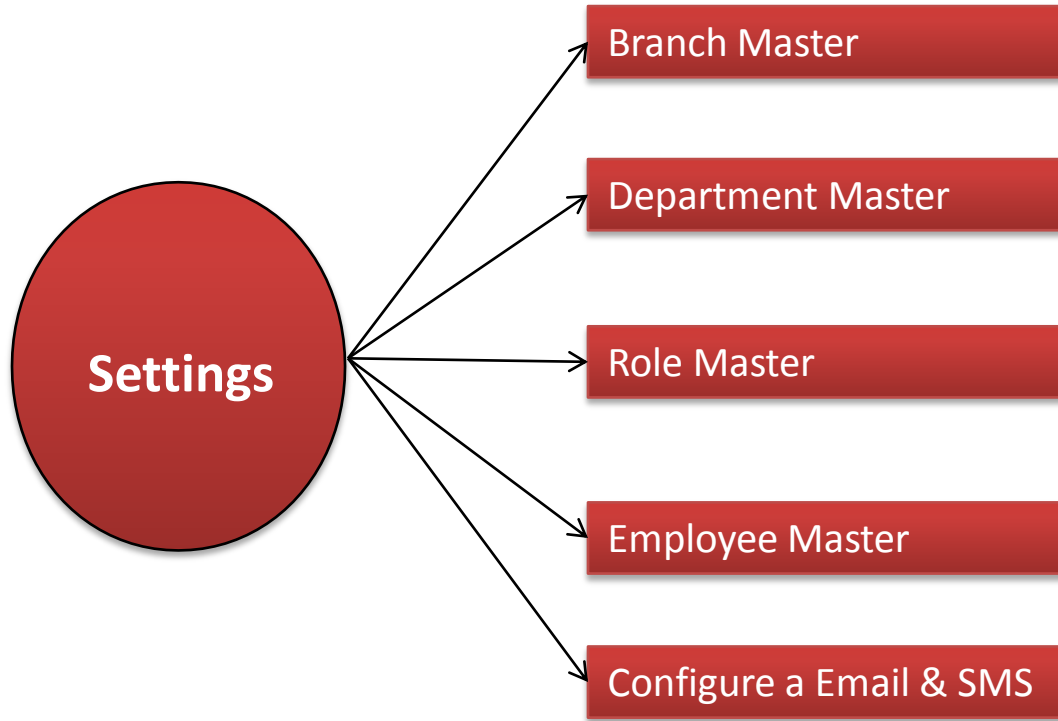
A vertical sidebar on the left contains various icons for navigation and actions, including a calendar, a paper plane, a heart, a person, a document, a flask, a group of people, a speech bubble, a play button, a person with a checkmark, a document with a checkmark, and a document with a checkmark.

9.Reports

Preview of Ledger Reports :

Finance Report 2018-2019							From Date	To Date	Search	Reset	Export	Back
	SNo.	Amount	Group Name	Narration	Date	Month						
OPD Bill book	10	₹ 24030.00	BillBook	From Billing	20/11/2018	November						
	11	₹ 2000.00	BillBook	From Billing	21/11/2018	November						
	12	₹ 1100.00	BillBook	From Billing	21/11/2018	November						
	13	₹ 1100.00	BillBook	From Billing	22/11/2018	November						
	14	₹ 13320.00	BillBook	From Billing	22/11/2018	November						
	15	₹ 5740.00	BillBook	From Billing	22/11/2018	November						
	16	₹ 2250.00	BillBook	From Billing	27/11/2018	November						
	17	₹ 3745.00	BillBook	From Billing	27/11/2018	November						
	18	₹ 950.00	BillBook	From Billing	27/11/2018	November						
	19	₹ 2150.00	BillBook	From Billing	27/11/2018	November						
	20	₹ 2100.00	BillBook	From Billing	27/11/2018	November						
	21	₹ 1250.00	BillBook	From Billing	27/11/2018	November						
	22	₹ 1900.00	BillBook	From Billing	28/11/2018	November						
	23	₹ 2500.00	BillBook	From Billing	29/11/2018	November						
24	₹ 1100.00	BillBook	From Billing	26/11/2018	November							
Lab Bill Book	1	₹ 428.00	Direct Incomes	From Billing	15/11/2018	November						
	2	₹ 5175.00	Direct Incomes	From Billing	15/11/2018	November						
	3	₹ 1750.00	BillBook	From Billing	19/11/2018	November						
	4	₹ 100.00	BillBook	From Billing	21/11/2018	November						
	5	₹ 1300.00	BillBook	From Billing	22/11/2018	November						
	6	₹ 1400.00	BillBook	From Billing	28/11/2018	November						

10.Settings



10.Settings

10.1.Branch Master :

Here we can give the details of the branch of the registered Company or Hospital. We can able to update and view the details of hospital branch.

The screenshot displays the 'Branch Master' management interface. At the top, a navigation bar includes tabs for 'Location', 'Department', 'Provider/ Employee', 'Student', 'Qualification', 'Specialization', 'Employee Type', 'Patient Contact Group', 'Prefix', 'Referred By', 'Referred To', 'Contacts', and 'Parking'. Below this, a secondary bar lists 'Country/City', 'Shift', 'Membership', 'Role', and 'Rights'. The main content area is titled 'Branch Master' and features a 'New Branch' button. A table lists existing branches with columns for Name, Address, Mobile, State, City, Email, and Action. The table contains three entries: 'Location 1', 'Branch 1', and 'Location 2'. Each entry has a corresponding action menu with icons for location, add, edit, and delete. A vertical sidebar on the left contains various system icons.

Name	Address	Mobile	State	City	Email	Action
Location 1	2nd Floor, Sardar Vallabhbhai Patel Rd, Opera House, Mumbai Maharashtra	9869563311	Maharashtra	Mumbai	contact@stoma.in	[Location] [Add] [Edit] [Delete]
Branch 1	2nd Floor, Sardar Vallabhbhai Patel Rd, Opera House, Mumbai, Maharashtra	9869563311	Maharashtra	Mumbai	contact@stoma.in	[Add] [Edit] [Delete]
Location 2						[Location] [Add] [Edit] [Delete]

10.Settings

10.2.Department Master :

Here we can create departments at hospital and it can be utilized in any module.

The screenshot displays the 'Department Master' interface. At the top, there is a navigation bar with tabs for 'Location', 'Department', 'Provider/Employee', 'Student', 'Qualification', 'Specialization', 'Employee Type', 'Patient Contact Group', 'Prefix', 'Referred By', 'Referred To', 'Contacts', and 'Parking'. Below this, there are sub-tabs for 'Country/City', 'Shift', 'Membership', 'Role', and 'Rights'. The main content area shows a table of departments with columns for 'SNo.', 'Name', and 'Abbreviation'. A modal form titled 'Name' is open, allowing for the editing of a department's details. The modal includes fields for '*Name:', 'Abbreviation:', and '*Sort Order:', each with a corresponding text input field. At the bottom of the modal, there are 'Save' and 'Close' buttons.

SNo.	Name	Abbreviation
1	Ophthalmologist	a specialist in the branch of medicine concerned with the study and treatment of disorders and diseases of the eye.
2	Gynaecologist	Gynaecology or gynecology is the medical practice dealing with the health of the female reproductive systems and the breasts. Outside medicine, the term means the science of women. Its counterpart is andrology, which deals with medical issues specific to the male reproductive system.
3	Urologist	
4	Dermatologist	
5	ENT surgeon	
6	Diabetologist	a physician, usually an internist or endocrinologist, who specializes in the treatment of diabetes mellitus.

Modal Form: Name

*Name :

Abbreviation :

*Sort Order :

10.Settings

10.3.Role Master :

Here we can create roles and responsibility for the employees. It Includes 2 sub screens.

Assign Module :

Here we can assign the module where his or Her work been restricted by module wise.

Assign Permission :

Here we can assign permission for the tasks to handle.

10.Settings

Preview of Role master screen :

The screenshot displays the 'Role Master' screen within a healthcare management system. The interface features a top navigation bar with the following menu items: Location, Department, Provider/Employee, Student, Qualification, Specialization, Employee Type, Patient Contact Group, Prefix, Referred By, Referred To, Contacts, and Parking. Below this, a secondary navigation bar includes Country/City, Shift, Membership, Role (which is currently selected), and Rights. On the left side, there is a vertical sidebar containing various icons representing different system functions. The main content area is titled 'Role Master' and includes an 'Add Role' button in the top right corner. Below the title is a table listing 14 roles, each with a unique SNo., a Roll Name, and an Action column containing edit and delete icons.

SNo.	Roll Name	Action
1	Super Admin	
2	admin	
3	Receptionist	
4	Nurse	
5	Ward Boy	
6	Doctor	
7	Assistant	
8	Refer from doctor	
9	Refer to doctor	
10	Sub Admin	
11	Phlebotomist	
12	Lab Assistant	
13	Student	
14	Nursing Staff	

10.Settings

Preview of Assign module screen :

The screenshot displays the 'Roles And Rights' configuration interface. At the top, a navigation bar includes options like Location, Department, Provider/Employee, Student, Qualification, Specialization, Employee Type, Patient Contact Group, Prefix, Referred By, Referred To, Contacts, and Parking. Below this, a secondary bar shows Country/City, Shift, Membership, Role, and Rights. The main content area is titled 'Roles And Rights' and features a 'Save' button in the top right corner.

On the left, a list of roles is shown with checkboxes: Super Admin (checked), admin, Receptionist, Nurse, Ward Boy, Doctor, Assistant, Refer from doctor, Refer to doctor, Sub Admin, Phlebotomist, Lab Assistant, Student, and Nursing Staff.

The right pane shows the 'Super Admin' role's permissions, which are organized into three main categories:

- Appointment** (checked):
 - Planner View (checked)
 - History (checked), Vital (checked), Ros (checked), HPI (checked), Exam (checked), BloodReport (checked), OtherReport (checked), Prescription (checked)
 - SurgeryNote (checked), Treatment (checked), Charting (checked), Billing (checked), Payment (checked), Refund (checked), MedicalRecord (checked)
 - eDocument (checked), VisitReport (checked), MRRReport (checked), CRRReport (checked), Immunization (checked), ClinicalOverview (checked), Allergies (checked)
 - NursingCare (checked), Ventilator (checked), ProgressNote (checked)
- List View** (checked):
 - History (checked), Vital (checked), Ros (checked), HPI (checked), Exam (checked), BloodReport (checked), OtherReport (checked), Prescription (checked)
 - SurgeryNote (checked), Treatment (checked), Charting (checked), Billing (checked), Payment (checked), Refund (checked), MedicalRecord (checked)
 - eDocument (checked), VisitReport (checked), MRRReport (checked), CRRReport (checked), Immunization (checked), ClinicalOverview (checked), Allergies (checked)
 - NursingCare (checked), Ventilator (checked), ProgressNote (checked)
- LabTracking** (checked):
 - All Orders (checked)
 - New Lab Orders (checked)
 - Lab Processing (checked)
 - Lab Report (checked)

At the bottom of the LabTracking section, there are checkboxes for 'add', 'update', 'delete', 'print', and 'save', all of which are currently unchecked.

10.Settings

Preview of Create Permission screen :

The screenshot displays the 'Roles And Rights' configuration interface. At the top, there is a navigation bar with tabs for 'Country/City', 'Shift', 'Membership', 'Role', and 'Rights'. Below this, a list of roles is shown on the left, with 'Super Admin' selected. The right panel shows the permissions for the 'Super Admin' role, which are organized into several categories:

- LabTracking**
 - All Orders
 - New Lab Orders
 - Lab Processing
 - Lab Report
 - add update delete print save
 - New Diagnostic Orders
 - add update delete print save
 - Diagnostic Processing
 - add update delete print save
- Inventory**
 - Current Stock
 - Stock History
 - Bill Invoice
 - Payment
 - Print Barcode
 - All Catalogue
 - Vendor Description

10.Settings

10.4.Employee Master :

Here we can create an employee along with His or Her image with all the details and Allocate the Login credentials for the further use of the application.

The screenshot displays the 'Provider/Employee' management interface. At the top, there is a navigation bar with tabs for Location, Department, Provider/Employee (selected), Student, Qualification, Specialization, Employee Type, Patient Contact Group, Prefix, Referred By, Referred To, Contacts, and Parking. Below this, there are sub-tabs for Country/City, Shift, Membership, Role, and Rights. The main content area is titled 'Provider/ Employee' and includes an 'Add Provider/ Employee' button and an 'Export' button. A search bar is present with a search icon, a text input field containing 'Name/Mobile/Email', a dropdown menu for 'Search Provider/ Employee Type', a search icon, and buttons for 'Reset' and 'Advance Search'. The search results show '27 Result(s)' and 'Items Per Page : 50'. The table below lists 11 employees with the following data:

SN.	Provider/ Employee Type	Name	Mobile	Email	Gender	City	Role	Password	Action
2	referral doctor	Dr. Neeti Salvi Oral surgery	9167320262	pritimoryeida@gmail.com	Female	Rajgamar	Doctor	neeti	+ [edit] [delete]
3	Doctor	Dr. Zahir Khwaja Periodontics		zahir	Male	Rajgamar	Doctor	zahir	+ [edit] [delete]
4	Assistant	Miss. Preeti	paras		Male	Mumbai	Super Admin	india	+ [edit] [delete]
5	Nurse	Dr. Anand Kumar		anand	Male	Rajgamar	Assistant	asn	+ [edit] [delete]
6	Lab assistant	Dr. Chintan Patel		chintan	Male	Rajgamar	Doctor	asn	+ [edit] [delete]
7	Doctor	Dr. Sonal Ahuja Oral medicine		sonal	Female	Rajgamar	Doctor	asn	+ [edit] [delete]
8	Doctor	Dr. Devang Soni Oral surgery			Male	Rajgamar	Doctor	asn	+ [edit] [delete]
9	Doctor	Dr. Vijay Ghordpade		vijay	Male	Rajgamar	Doctor	asn	+ [edit] [delete]
10	Doctor	Dr. Piyush Singhania		piyush		Rajgamar	Doctor	asn	+ [edit] [delete]
11	Doctor	Dr. Seemab Khan Oral and maxillofacial surgery		seemab	Male	Rajgamar	Doctor	asn	+ [edit] [delete]

10.Settings

10.5.Configure a SMS :

Here we can able to create template and assign template to particular reports or bill.
Here we can configure and assign a SMS or message for required screen.

SMS Setting

SNo.	Title	User ID	SMS Password
1	SMS	2000181852	8qxTjX

Add New

Title :
SMS

Userid :
2000181852

Password :
8qxTjX

Hide password
 Set as Default

Update **Close**

Create SMS Template

Category : Schedule Appointment Account ID : SMS Account Name : Schedule Appointment Mask : Schedule Appointment

Receiver Type : Patient Is Active

SMS Body :
Dear [PatientName],
Your [AppStatus] Appointment request with [EmployeeName] on [AppDate] for [AppCategory] is taken successfully.
Regards,
[ClinicName]
[ClinicEmail]
[ClinicMobile]
[ClinicAddress]
[ClinicWebsite]
[ClinicTelephone]
Follow us on:
[ClinicFacebookUrl]
[ClinicTwitterUrl]
[ClinicInstagramUrl]
[ClinicYouTubeUrl]
[ClinicLinkedInUrl]

Dynamic Variables :

Patient
Number
Name
Email
Mobile
Address

Employee
Name
Email
Mobile

All Contact
Name

Update

13	Report delivery	Patient template	Report delivery	Patient	Instant	Active
14	Refer To Patient	Refer Patient	Refer Patient	AllContact	Instant	Active
15	sample collected for patient	Patient template	sample collected for patient	Patient	Instant	Active

10.Settings

10.5.Configure a Email :

Here we can configure and assign a Email for required screen.

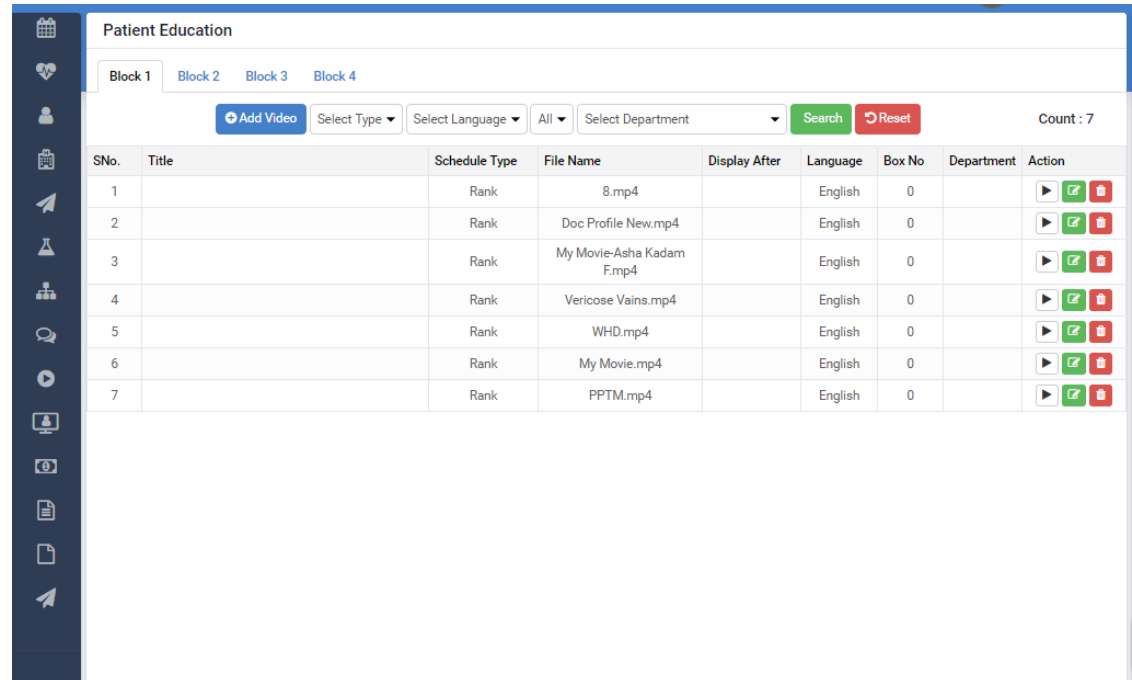
The screenshot shows the 'Email Setting' configuration page. At the top, there are tabs for 'Communication Category', 'Email Setting', 'Sms Setting', 'Template', and 'Notification Setting'. The 'Email Setting' tab is active. Below the tabs is a table with columns: SNo., Email ID, User ID, Password, Provider, and Host. The table contains one row with the following data: SNo. 1, Email ID paymenthealthcare@gmail.com, User ID paymenthealthcare@gmail.com, Password preetida, Provider Gmail, and Host smtp.gmail.com. To the right of the table is an 'Add New' form with the following fields: Email (paymenthealthcare@gmail.com), User Id (paymenthealthcare@gmail.com), Password (masked with dots), Show password (checkbox), Set as Default (checked), Provider (Gmail), Host (smtp.gmail.com), and SMTP (smtp.gmail.com). At the bottom right of the form are 'Update' and 'Close' buttons.

The screenshot shows the 'Create Email Template' configuration page. It has a title bar with 'Create Email Template' and a close button. The form contains the following fields: Category (Schedule Appointment), Account Name (Schedule Appointment), From Account (paymenthealthcare@gmail.com), Subject (Schedule Appointment), Mask (Schedule Appointment), and Receiver Type (Patient). There is a checked 'Is Active' checkbox. Below these is the 'Email Body' field with a rich text editor containing the text: 'Dear [PatientName], Your [AppStatus] Appointment request with [EmployeeName] on [AppDate] for [AppCategory] is taken successfully. Regards, [ClinicName], [ClinicEmail], [ClinicMobile], [ClinicAddress]'. To the right is the 'Dynamic Variables' section with a list of variables: Patient (Number, Name, Email, Mobile, Address), Employee (Name, Email, Mobile), and All Contact (Name). At the bottom right of the form is an 'Update' button. The bottom of the page shows a navigation bar with various icons and a status bar with text: '13 Surgen Communication Surgen Surgen Surgen Employee Instant paymenthealthcare@gmail.com Active'.






















11.IP TV

There four blocks in which you can schedule following details:

- 1.Block 1: Is for schedule Video.
- 2.Block 2: Is for Images/GIF.
- 3.Block 3: Is for logo.
- 4.Block 4: Is for Ticker Text.



The screenshot displays the 'Patient Education' interface. At the top, there are tabs for 'Block 1', 'Block 2', 'Block 3', and 'Block 4'. Below the tabs, there is a search bar with a dropdown menu for 'Select Type', a dropdown for 'Select Language', a dropdown for 'All', and a dropdown for 'Select Department'. There are also 'Add Video', 'Search', and 'Reset' buttons. The 'Count : 7' is displayed on the right. The main content is a table with the following columns: SNo., Title, Schedule Type, File Name, Display After, Language, Box No, Department, and Action. The table contains 7 rows of data.


SNo.	Title	Schedule Type	File Name	Display After	Language	Box No	Department	Action
1		Rank	8.mp4		English	0		  
2		Rank	Doc Profile New.mp4		English	0		  
3		Rank	My Movie-Asha Kadam F.mp4		English	0		  
4		Rank	Vericose Vains.mp4		English	0		  
5		Rank	WHD.mp4		English	0		  
6		Rank	My Movie.mp4		English	0		  
7		Rank	PPTM.mp4		English	0		  

11.IP TV



11.IP TV

Dr. APJ Abdul Kalam Education and Research Centre and Super Speciality Dental Clinic

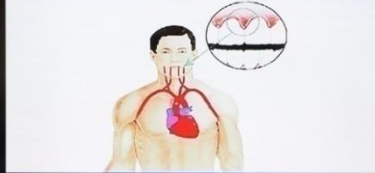


बच्चों के दांत उनके पैदा होने से पहले ही विकसित होने लगते हैं

healthyMouth healthyBody

h enhancement of skills. The Super Speciality Dental Clinic:

Dr. APJ Abdul Kalam Education and Research Centre and Super Speciality Dental Clinic




तुमच्या दांतविकाळे नियमित जा

healthyMouth healthyBody

c. Centre is equipped with all modern facilities to promo

Dr. APJ Abdul Kalam Education and Research Centre and Super Speciality Dental Clinic



तुमच्या रक्तातील शुक्रीज लेव्हल नियमित ठेवणे हे शिड्यांच्या रोगापासून बचाव क रण्यासाठी अत्यंत महत्वाचे आहे

healthyMouth healthyBody

ted to the Centre focuses on dental restorations and advance

12.Patient Counseling


There four blocks in which you can create playlist for counseling:

- 1.Block 1: Is for schedule Video.
- 2.Block 2: Is for Images/GIF.
- 3.Block 3: Is for PDF.
- 4.Block 4: Is for PowerPoint presentation.

12. Patient Counseling

Education Counseling

Create New Playlist Add to Playlist



AAHFN
AMERICAN ASSOCIATION OF
HEART FAILURE NURSES

Patient Education
aahfnpatienteducation.com

Patient Education

Count : 1

File Name : patient

00:00

The image shows a software interface for 'Education Counseling'. On the left is a dark blue vertical sidebar with various icons. The main content area displays the AAHFN logo and the text 'Patient Education aahfnpatienteducation.com'. On the right, there are two green buttons: 'Create New Playlist' and 'Add to Playlist'. Below these are icons for different file types. A search bar contains the text 'Patient Education' and a trash icon. Below the search bar, it says 'Count : 1'. A video player shows a thumbnail for 'Patient Education' with a duration of '00:00' and the file name 'patient'.

Conclusion

The project Hospital Management System (HMS) is for computerizing the working in a hospital. The software takes care of all the requirements of an average hospital and is capable to provide easy and effective storage of information related to patients that come up to the hospital.

It generates test reports; provide prescription details including various tests, diet advice, and medicines prescribed to patient and doctor. It also provides injection details and billing facility on the basis of patient's status whether it is an indoor or outdoor patient.

The system also provides the facility of backup as per the requirement.

A close-up photograph of a person's hand holding a small, rectangular, cream-colored sticky note. The note is held between the thumb and index finger, with the other fingers slightly curled. The text 'Thank You' is written on the note in a black, cursive script. The background is a soft, out-of-focus light gray, suggesting a person's torso in a light-colored shirt. The overall lighting is bright and even, highlighting the texture of the skin and the paper.

Thank
You